

TILE BOOK 17.18

CATÁLOGO GERAL

G R E S
A R T® 
C E R Â M I C A



INDEX

ARDÓSIA	140
AVANT	122
BETON	66
BETON HIDRÁULICO	86
BETON PATCHWORK	90
BRANCOS	196
BRICK	126
CARRARA	142
CEDAR	16
CLASSIC	38
CODE	186
COTTO	198
CREMA MARFIL	142
DECK	46
FLOOR	179
FORM	92
FÓRUM	192
LINEA	134
LIVING	108
LUXOR	190
MAPLE	20
MAGIC	148
MATRIX	112
MIMO	154
OAK	52
PAINTWOOD	6
PASSION	180
PLAYTILE	156
RUSTY	104
SANDSTONE	96
SHABBY	62
SLATE	138
STRATUS	116
TRAVERTINO	142
URBAN	178
VINTAGE	22


60X100	25X70	50X50			
BETON	66	MAGIC	148	AVANT	122
		MIMO	154	MAGIC	136
25X100				URBAN	178
CLASSIC	38	60X60			
VINTAGE	22	BETON	66	33X50	
		BETON HIDRÁULICO	86	BRANCOS	196
16X100		BETON PATCHWORK	90	FÓRUM	192
CEDAR	16	LIVING	108	LUXOR	190
CLASSIC	38	MATRIX	112		
DECK	46	RUSTY	104	20X50	
MAPLE	20	SANDSTONE	96	CODE	186
PAINTWOOD	6	STRATUS	116	PASSION	180
VINTAGE	22			PLAYTILE	156
		30X60			
70X90		ARDÓSIA	140	40X40	
BETON	66	BETON	66	BETON	66
SANDSTONE	96	BETON PATCHWORK	90	BETON HIDRÁULICO	86
		BRANCOS	196		
45X90		CARRARA	142	33X33	
BETON	66	CREMA MARFIL	142	ARDÓSIA	140
SANDSTONE	96	FORM	92	COTTO	198
		LIVING	108	FLOOR	179
22.5X90		MATRIX	112	FÓRUM	192
OAK	52	RUSTY	104	LUXOR	190
SHABBY	62	SANDSTONE	96	MATRIX	112
		SLATE	138	PASSION	180
15X75		STRATUS	116		
CEDAR	16	TRAVERTINO	142	33X47	
DECK	46			BRICK	126
MAPLE	20	15X60		LINEA	134
OAK	52	CLASSIC	38		
PAINTWOOD	6	VINTAGE	22		



1981

Constituição de duas empresas: a GRESART e a AZUGRÉS, a primeira vocacionada para a produção de pavimentos e segunda para revestimentos.

Establishment of the two companies: GRESART and AZUGRÉS, the first devoted to the production floor tiles and the second to wall tiles.



1986

Renovação da sua equipa de gestão e a fusão das duas unidades da qual resultou a GRESART, SA na sua estrutura jurídica e produtiva do presente.

Renewal of general management team and the merger of two units in "Gresart Ceramica" in its productive and legal structure up to the present time.



1995/1997

Reestruturação da empresa com investimento em novos equipamentos de produção, ampliação de instalações e reformulação do layout fabril. Grandes melhorias na componente ambiental através da reciclagem de águas e lamas assim como o tratamento dos efluentes gasosos.

Company reengineering and significant investment in new production equipment, facilities expansion and factory layout. Significant environmental improvements such as water recycling, sludge treatment and gas emission filtering.



2005

Certificação do Sistema de Garantia da Qualidade no âmbito da norma NP EN ISO 9002/1995 e posteriormente a certificação para o normativo NP EN ISO 9001:2000, que tem sido objecto de renovação e revalidação anualmente.

Certification of Quality System within the NP EN ISO 9002/1995 certification and later to the standard NP EN ISO 9001:2000, which has been subject to annual renewal and revalidation.

2017

QUALITY TRADITION AND INNOVATION SINCE 1981

QUALIDADE TRADIÇÃO E INOVAÇÃO DESDE 1981

Nova unidade fabril com equipamento industrial de última geração resultando no aumento da capacidade produtiva e na oferta de produtos de grandes formatos em grés porcelânico vidrado, em pasta branca e corada com tecnologia digital.

New production facility using state of the art industrial equipment in order to achieve quantity production increase and production of large format glazed porcelain tiles in white body and coloured biscuit using digital technology.



WE MEET LEED™ REQUIREMENTS

Ceramic Product, references of GRESART:	% recycled material included	Sources:
Floor tiles: Glazed ceramic, Glazed porcelain	20-27%	Internal quality data: internal wastes from the process
Wall tiles: White body, Monoporosa	28%	External data: external wastes

REDUCE
REDUCTION OF GAS EMISSIONS (KYOTO
PROTOCOL COMPLIANCE).

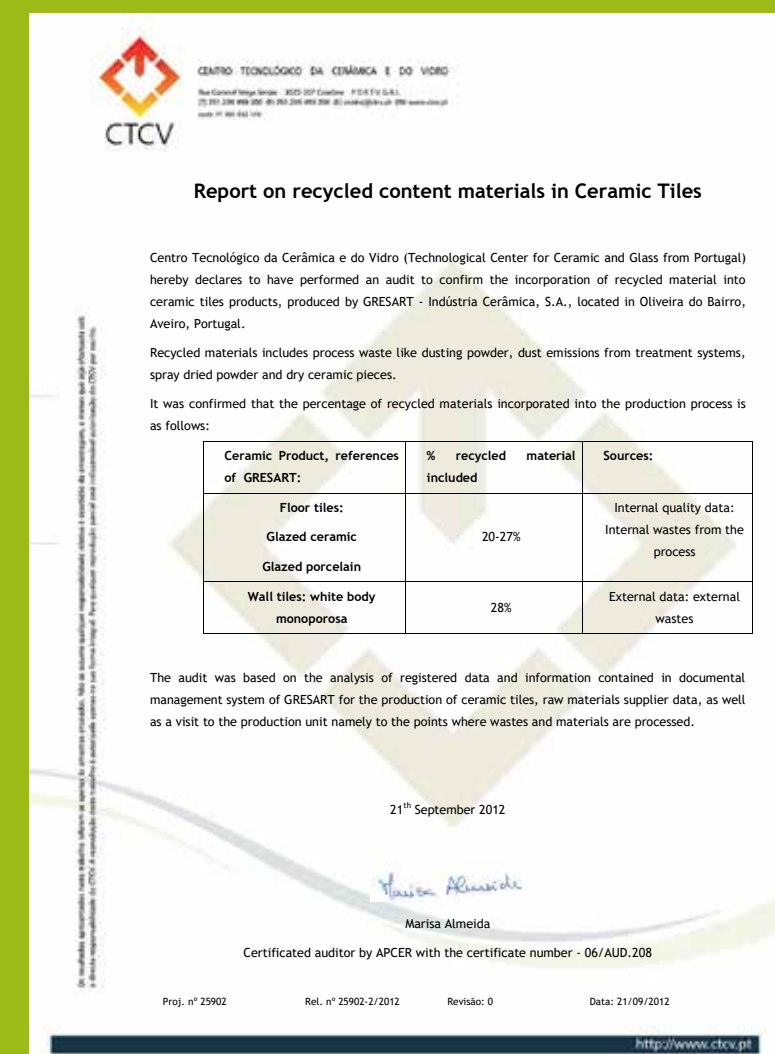
REUSE
100% WATER RECYCLING.
100% CRUDE RESIDUE PRODUCTION
GENERATED.

RECYCLE
100% RECYCLABLE PACKAGING.
100% TREATED PALLETS FOR PROTECTION
FLORA AND FAUNA PROTECTION.

REDUZIR
REDUÇÃO DAS EMISSÕES DE GASES (OBSERVÂNCIA INTEGRAL
DO PROTOCOLO DE KYOTO).

REUTILIZAR
100% RECICLAGEM DE ÁGUAS.
100% REUTILIZAÇÃO DO RESÍDUO BRUTO GERADO.

RECICLAR
100% MATERIAIS DE EMBALAGEM RECICLÁVEIS.
100% PALETES TRATADAS DE ACORDO COM AS NORMAS
INTERNACIONAIS DE PROTECÇÃO DA FLORA E FAUNA.



PAINTWOOD

16x100
15x75



PAINTWOOD NATURAL 16X100

PAINTWOOD

16x100
15x75

PAINTWOOD WHITE ANTI-SLIP 16X100



PAINTWOOD WHITE ANTI-SLIP 16X100

PAINTWOOD

16x100
15x75



PAINTWOOD GREY 16X100

PAINTWOOD

16x100
15x75



PAINTWOOD NATURAL 16X100



PAINTWOOD NATURAL
GPC 0548
16X100 P055
GPR 0548
16X100 P075
PAINTWOOD NATURAL ANTI-SLIP
GPC 0552
16X100 P061
GPR 0552
16X100 P083



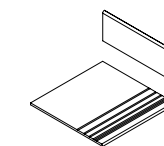
PAINTWOOD NATURAL
GP 0548
15X75 P019
PAINTWOOD NATURAL ANTI-SLIP
GP 0552
15X75 P025



PAINTWOOD WHITE
GPC 0549
16X100 P055
GPR 0549
16X100 P075
PAINTWOOD WHITE ANTI-SLIP
GPC 0553
16X100 P061
GPR 0553
16X100 P083



PAINTWOOD WHITE
GP 0549
15X75 P019
PAINTWOOD WHITE ANTI-SLIP
GP 0553
15X75 P025



RODAPÉ / SKIRTINGS 7X75 P517
RODAPÉ / SKIRTINGS 8X100 P523
RODAPÉ RET / SKIRTINGS RECT 8X100 P529
DEGRAU / STEP 50X100 P565
DEGRAU RET / STEP RECT 50X100 P582

PAINTWOOD

16x100
15x75



PAINTWOOD GREY 16X100



PAINTWOOD GREY
GPC 0550
16X100
GPR 0550
16X100
P055
P075
PAINTWOOD GREY ANTI-SLIP
GP 0554
16X100
P061
P083



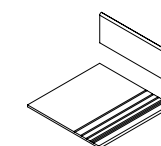
PAINTWOOD GREY
GP 0550
15X75
P019
PAINTWOOD GREY ANTI-SLIP
GP 0554
15X75
P025



PAINTWOOD SMOKE
GPC 0551
16X100
GPR 0551
16X100
P055
P075
PAINTWOOD SMOKE ANTI-SLIP
GPC 0555
16X100
GPR 0555
16X100
P061
P083



PAINTWOOD SMOKE
GP 0551
15X75
P019
PAINTWOOD SMOKE ANTI-SLIP
GP 0555
15X75
P025



RODAPÉ / SKIRTINGS 7X75 P517
RODAPÉ / SKIRTINGS 8X100 P523
RODAPÉ RET / SKIRTINGS RECT 8X100 P529
DEGRAU / STEP 50X100 P565
DEGRAU RET / STEP RECT 50X100 P582

CEDAR

16x100
15x75



CEDAR NATURAL 16X100



CEDAR NATURAL
GPC 0556
16X100
GPR 0556
16X100

P055
P075



CEDAR NATURAL
GP 0556
15X75

P019



CEDAR ASH
GPC 0557
16X100
GPR 0557
16X100

P055
P075



CEDAR ASH
GP 0557
15X75

P019



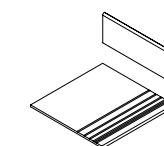
CEDAR TORTORA
GPC 0558
16X100
GPR 0558
16X100

P055
P075



CEDAR TORTORA
GP 0558
15X75

P019



- RODAPÉ / SKIRTINGS 7X75 P517
- RODAPÉ / SKIRTINGS 8X100 P523
- RODAPÉ RET / SKIRTINGS RECT 8X100 P529
- DEGRAU / STEP 50X100 P565
- DEGRAU RET / STEP RECT 50X100 P582

CEDAR

16x100
15x75



CEDAR MARRON 16X100



CEDAR CREAM
GPC 0561
16X100
GPR 0561
16X100

P055
P075

CEDAR CREAM
GP 0561
15X75

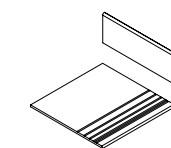
P019

CEDAR MARRON
GPC 0560
16X100
GPR 0560
16X100

P055
P075

CEDAR MARRON
GP 0560
15X75

P019



RODAPÉ / SKIRTINGS 7X75 P517
RODAPÉ / SKIRTINGS 8X100 P523
RODAPÉ RET / SKIRTINGS RECT 8X100 P529
DEGRAU / STEP 50X100 P565
DEGRAU RET / STEP RECT 50X100 P582

MAPLE

16x100
15x75



MAPLE DARK 16X100



MAPLE GREY
GPC 0495
16X100
GPR 0495
16X100

P055
P075



MAPLE GREY
GP 0495
15X75

P019



MAPLE NATURAL
GPC 0496
16X100
GPR 0496
16X100

P055
P075



MAPLE NATURAL
GP 0496
15X75

P019



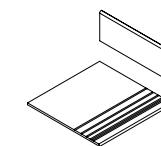
MAPLE DARK
GPC 0497
16X100
GPR 0497
16X100

P055
P075



MAPLE DARK
GP 0497
15X75

P019



RODAPÉ / SKIRTINGS 7X75 P517
RODAPÉ / SKIRTINGS 8X100 P523
RODAPÉ RET / SKIRTINGS RECT 8X100 P529
DEGRAU / STEP 50X100 P565
DEGRAU RET / STEP RECT 50X100 P582

VINTAGE

16x100
15x60

NO TIME
FOR YOUR
NEGATIVE
BULLSHIT.

GR
ES
ART
DESIGN

VINTAGE

16x100
15x60

VINTAGE CINZA 16X100



VINTAGE CINZA 16X100

VINTAGE

16x100
15x60



VINTAGE MULTICOLOR 16X100



VINTAGE MULTICOLOR
GPC 0483
25X100 P068
16X100 P068
GPR 0483 P104
25X100 P104
16X100 P104



VINTAGE MULTICOLOR
GPC 0483
15X60 P038



5 CORES MISTURADAS ALEATORIAMENTE POR CAIXA.
5 COLOURS MIXED RANDOMLY IN THE SAME BOX.

VINTAGE

16x100
15x60



VINTAGE CINZA 15X60
VINTAGE CINZA DECOR 15X60



VINTAGE CINZA
GPC 0368
25X100 P055
16X100 P055
GPR 0368
25X100 P091
16X100 P091

VINTAGE CINZA ANTI-SLIP
GPC 0484
16X100 P055
GPR 0484
16X100 P091



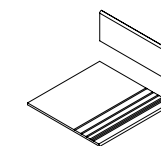
VINTAGE CINZA DECOR
GPC 0372
25X100 P063
16X100 P063
GPR 0372
25X100 P107
16X100 P107



VINTAGE CINZA
GPC 0368
15X60 P025



VINTAGE CINZA DECOR
GPC 0372
15X60 P033



RODAPÉ / SKIRTINGS 7X60 P512
RODAPÉ / SKIRTINGS 8X100 P523
RODAPÉ RET / SKIRTINGS RECT 8X100 P529
DEGRAU / STEP 50X100 P565
DEGRAU RET / STEP RECT 50X100 P582

VINTAGE

16x100
15x60



VINTAGE BEGE 15X60
VINTAGE BEGE DECOR 15X60



VINTAGE BEGE
GPC 0369
25X100
16X100
GPR 0369
25X100
16X100

VINTAGE BEGE ANTI-SLIP
GPC 0485
16X100
GPR 0485
16X100



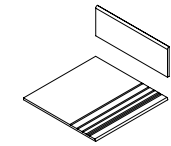
VINTAGE BEGE DECOR
GPC 0373
25X100
16X100
GPR 0373
25X100
16X100



VINTAGE BEGE
GPC 0369
15X60



VINTAGE BEGE DECOR
GPC 0373
15X60



RODAPÉ / SKIRTINGS 7X60 P512
RODAPÉ / SKIRTINGS 8X100 P523
RODAPÉ RET / SKIRTINGS RECT 8X100 P529
DEGRAU / STEP 50X100 P565
DEGRAU RET / STEP RECT 50X100 P582

VINTAGE

16x100
15x60



VINTAGE MEL 16X100



VINTAGE MEL
GPC 0370
25X100 P055
16X100 P055
GPR 0370
25X100 P091
16X100 P091

VINTAGE MEL ANTI-SLIP
GPC 0486
16X100 P055
GPR 0486
16X100 P091



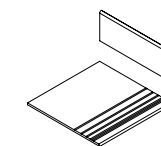
VINTAGE MEL DECOR
GPC 0374
25X100 P063
16X100 P063
GPR 0374
25X100 P107
16X100 P107



VINTAGE MEL
GPC 0370
15X60 P025



VINTAGE MEL DECOR
GPC 0374
15X60 P033



RODAPÉ / SKIRTINGS 7X60 P512
RODAPÉ / SKIRTINGS 8X100 P523
RODAPÉ RET / SKIRTINGS RECT 8X100 P529
DEGRAU / STEP 50X100 P565
DEGRAU RET / STEP RECT 50X100 P582

VINTAGE

16x100
15x60



VINTAGE CASTANHO 16X100



VINTAGE CASTANHO
GPC 0371
25X100 P055
16X100 P055
GPR 0371
25X100 P091
16X100 P091

VINTAGE CASTANHO ANTI-SLIP
GPC 0487
16X100 P055
GPR 0487
16X100 P091



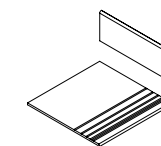
VINTAGE CASTANHO DECOR
GPC 0375
25X100 P063
16X100 P063
GPR 0375
25X100 P107
16X100 P107



VINTAGE CASTANHO
GPC 0371
15X60 P025



VINTAGE CASTANHO DECOR
GPC 0375
15X60 P033



RODAPÉ / SKIRTINGS 7X60 P512
RODAPÉ / SKIRTINGS 8X100 P523
RODAPÉ RET / SKIRTINGS RECT 8X100 P529
DEGRAU / STEP 50X100 P565
DEGRAU RET / STEP RECT 50X100 P582

VINTAGE

16x100
15x60



VINTAGE ANTRACITE 16X100



VINTAGE ANTRACITE
GPC 0420
25X100 P055
16X100 P055
GPR 0420
25X100 P091
16X100 P091

VINTAGE ANTRACITE ANTI-SLIP
GPC 0488
16X100 P055
GPR 0488
16X100 P091



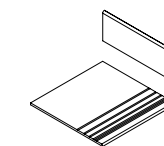
VINTAGE ANTRACITE DECOR
GPC 0429
25X100 P063
16X100 P063
GPR 0429
25X100 P107
16X100 P107



VINTAGE ANTRACITE
GPC 0420
15X60 P025



VINTAGE ANTRACITE DECOR
GPC 0429
15X60 P033



RODAPÉ / SKIRTINGS 7X60 P512
RODAPÉ / SKIRTINGS 8X100 P523
RODAPÉ RET / SKIRTINGS RECT 8X100 P529
DEGRAU / STEP 50X100 P565
DEGRAU RET / STEP RECT 50X100 P582

CLASSIC


16x100
15x60



CLASSIC

16x100
15x60

CLASSIC NOZ 15X60



CLASSIC NOZ 16X100

CLASSIC

16x100
15x60



CLASSIC BEGE 16X100



CLASSIC BEGE
GPC 0376
25X100
16X100
GPR 0376
25X100
16X100

P055

P055

P091

P091



CLASSIC BEGE
GPC 0376
15X60

P025



CLASSIC NOZ
GPC 0377
25X100
16X100
GPR 0377
25X100
16X100

P055

P055

P091

P091



CLASSIC NOZ
GPC 0377
15X60

P025



CLASSIC CASTANHO
GPC 0378
25X100
16X100
GPR 0378
25X100
16X100

P055

P055

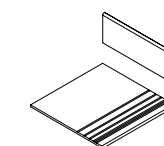
P091

P091



CLASSIC CASTANHO
GPC 0378
15X60

P025



RODAPÉ / SKIRTINGS 7X60 P512
RODAPÉ / SKIRTINGS 8X100 P523
RODAPÉ RET / SKIRTINGS RECT 8X100 P529
DEGRAU / STEP 50X100 P565
DEGRAU RET / STEP RECT 50X100 P582

CLASSIC

16x100
15x60



CLASSIC CINZA 15X60



CLASSIC CINZA
GPC 0421
25X100 P055
16X100 P055
GPR 0421 P091
25X100 P091
16X100



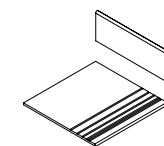
CLASSIC CINZA
GPC 0421
15X60 P025



CLASSIC WENGUE
GPC 0422
25X100 P055
16X100 P055
GPR 0422 P091
25X100 P091
16X100



CLASSIC WENGUE
GPC 0422
15X60 P025



RODAPÉ / SKIRTINGS 7X60 P512
RODAPÉ / SKIRTINGS 8X100 P523
RODAPÉ RET / SKIRTINGS RECT 8X100 P529
DEGRAU / STEP 50X100 P565
DEGRAU RET / STEP RECT 50X100 P582

DECK
16x100
15x75



DECK

16x100
15x75



DECK WENGUE
GPC 0419
16X100

P055



DECK WENGUE
GP 0419
15X75

P019



DECK NUT
GPC 0415
16X100

P055



DECK NUT
GP 0415
15X75

P019



DECK KAKHI
GPC 0416
16X100

P055



DECK KAKHI
GP 0416
15X75

P019

DECK

16x100
15x75



DECK GRAFITE 16X100



DECK GRAFITE
GPC 0418
16X100 P055



DECK GRAFITE
GP 0418
15X75 P019



DECK GREY
GPC 0417
16X100 P055




DECK GREY
GP 0417
15X75 P019

OAK
22,5x90
15x75



OAK
22,5x90
15x75

OAK BROWN 22,5X90



OAK BROWN 22,5X90

OAK
22,5x90
15x75



OAK HONEY 22,5X90



OAK BROWN
GP 0515
22.5X90

P029



OAK BROWN
GP 0515
15X75

P017



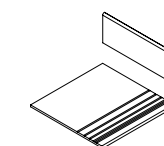
OAK HONEY
GP 0514
22.5X90

P029



OAK HONEY
GP 0514
15X75

P017



RODAPÉ / SKIRTINGS 7X75
RODAPÉ / SKIRTINGS 7X90
DEGRAU / STEP 22.5X90

P517
P522
P539

OAK
22,5x90
15x75



OAK GREY 22,5X90



OAK GREY
GP 0516
22,5X90

P029



OAK GREY
GP 0516
15X75

P017



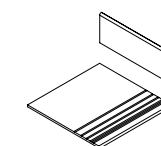
OAK TEA
GP 0524
22,5X90

P029



OAK TEA
GP 0524
15X75

P017



RODAPÉ / SKIRTINGS 7X75
RODAPÉ / SKIRTINGS 7X90
DEGRAU / STEP 22,5X90

P517
P522
P539

OAK
22,5x90
15x75



OAK CREAM 22,5X90



OAK CREAM
GP 0517
22,5X90

P029



OAK CREAM
GP 0517
15X75

P017



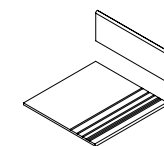
OAK TORTORA
GP 0518
22,5X90

P029



OAK TORTORA
GP 0518
15X75

P017



RODAPÉ / SKIRTINGS 7X75
RODAPÉ / SKIRTINGS 7X90
DEGRAU / STEP 22,5X90

P517
P522
P539

SHABBY

22,5x90



SHABBY WHITE 22,5X90



SHABBY GREY
GP 0521
22,5X90

P029



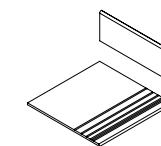
SHABBY WHITE
GP 0520
22,5X90

P029



SHABBY CHALK
GP 0562
22,5X90

P029



RODAPÉ / SKIRTINGS 7X90
DEGRAU / STEP 22,5X90

P522
P539

SHABBY

22,5x90



SHABBY ASH 22,5X90



SHABBY ASH
GP 0522
22,5X90

P029



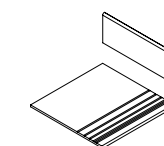
SHABBY MARRON
GP 0563
22,5X90

P029



SHABBY CEMENT
GP 0523
22,5X90

P029



RODAPÉ / SKIRTINGS 7X90
DEGRAU / STEP 22,5X90

P522
P539

BETON

90x90
50x100
45x90
60x60
30x60 R



BETON

90x90
50x100
45x90
60x60
30x60 R



BETON NUT 60X60
BETON HIDRÁULICO 60X60
VINTAGE CINZA 16X100
BRICK CASTANHO 33X47

BETON

BETON NUT 60X60
BRICK CASTANHO 33X47



BETON NUT 60X60

BETON

90x90
50x100
45x90
60x60
30x60 R



BETON

90x90
50x100
45x90
60x60
30x60 R



BETON FOG SEMI-POLIDO 50X100

BETON

90x90
50x100
45x90
60x60
30x60 R




BETON

- 90x90
- 50x100
- 45x90
- 60x60
- 30x60 R
- 40x40



BETON WHITE 60X60



BETON WHITE
GP 0438
50X100
GPR 0438
50X100
GPP 0438
50X100

- P047
- P075
- P087



BETON WHITE
GPR 0438
90X90 R
45X90 R
60X60 SP
60X60 R
60X60 NR
30X60 SP
30X60 R
40X40

- P111
- P111
- P059
- P047
- P019
- P059
- P043
- P009



MOSAICO BETON WHITE
297,8X297,8 MM (4,7X4,7)
JUNTA 3 MM

P536

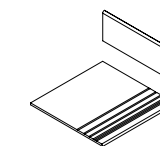


MOSAICO BETON MIX
297,8X297,8 MM (4,7X4,7)
JUNTA 3 MM

P536

DISPONÍVEL EM SEMI-POLIDO
ALSO AVAILABLE IN SEMI-POLISHED

- | | |
|-------------------------------------|------|
| RODAPÉ / SKIRTINGS 9X60 | P517 |
| RODAPÉ RET / SKIRTINGS RECT 9X90 | P545 |
| RODAPÉ / SKIRTINGS 8X100 | P523 |
| RODAPÉ RET. / SKIRTINGS RECT. 8X100 | P529 |
| DEGRAU / STEP 60X60 | |
| DEGRAU RET / STEP RECT 45X90 | P622 |
| NATURAL RET. / NATURAL RECT. | P553 |
| SEMI-POLIDO / SEMI POLISHED | P555 |
| NATURAL / NATURAL | P542 |
| RODAPÉ / SKIRTINGS 8X40 | P506 |
| DEGRAU / STEP 40X40 | P520 |



BETON

- 90x90
- 50x100
- 45x90
- 60x60
- 30x60 R
- 40x40



BETON FOG 60X60



BETON FOG
GP 0439
50X100
GPR 0439
50X100
GPP 0439
50X100

- P047
- P075
- P087



BETON FOG
GPR 0439
90X90 R
45X90 R
60X60 SP
60X60 R
60X60 NR
30X60 SP
30X60 R
40X40

- P111
- P111
- P059
- P047
- P019
- P059
- P043
- P009



MOSAICO BETON FOG
297,8X297,8 MM (4,7X4,7)
JUNTA 3 MM

P536

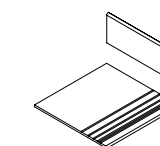


MOSAICO BETON MIX
297,8X297,8 MM (4,7X4,7)
JUNTA 3 MM

P536

DISPONÍVEL EM SEMI-POLIDO
ALSO AVAILABLE IN SEMI-POLISHED

- | | |
|-------------------------------------|------|
| RODAPÉ / SKIRTINGS 9X60 | P517 |
| RODAPÉ RET / SKIRTINGS RECT 9X90 | P545 |
| RODAPÉ / SKIRTINGS 8X100 | P523 |
| RODAPÉ RET. / SKIRTINGS RECT. 8X100 | P529 |
| DEGRAU / STEP 60X60 | |
| DEGRAU RET / STEP RECT 45X90 | P622 |
| NATURAL RET. / NATURAL RECT. | P553 |
| SEMI-POLIDO / SEMI POLISHED | P555 |
| NATURAL / NATURAL | P542 |
| RODAPÉ / SKIRTINGS 8X40 | P506 |
| DEGRAU / STEP 40X40 | P520 |



BETON

- 90x90
- 50x100
- 45x90
- 60x60
- 30x60 R
- 40x40



BETON NUT 60X60



BETON NUT
GP 0440
50X100
GPR 0440
50X100
GPP 0440
50X100

- P047
- P075
- P087



BETON NUT
GPR 0440
90X90 R
45X90 R
60X60 SP
60X60 R
60X60 NR
30X60 SP
30X60 R
40X40

- P111
- P111
- P059
- P047
- P019
- P059
- P043
- P009



MOSAICO BETON NUT
297,8X297,8 MM (4,7X4,7)
JUNTA 3 MM

P536

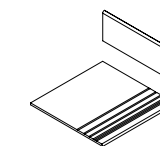


MOSAICO BETON MIX
297,8X297,8 MM (4,7X4,7)
JUNTA 3 MM

P536

DISPONÍVEL EM SEMI-POLIDO
ALSO AVAILABLE IN SEMI-POLISHED

- | | |
|-------------------------------------|------|
| RODAPÉ / SKIRTINGS 9X60 | P517 |
| RODAPÉ RET / SKIRTINGS RECT 9X90 | P545 |
| RODAPÉ / SKIRTINGS 8X100 | P523 |
| RODAPÉ RET. / SKIRTINGS RECT. 8X100 | P529 |
| DEGRAU / STEP 60X60 | |
| DEGRAU RET / STEP RECT 45X90 | P622 |
| NATURAL RET. / NATURAL RECT. | P553 |
| SEMI-POLIDO / SEMI POLISHED | P555 |
| NATURAL / NATURAL | P542 |
| RODAPÉ / SKIRTINGS 8X40 | P506 |
| DEGRAU / STEP 40X40 | P520 |



BETON

- 90x90
- 50x100
- 45x90
- 60x60
- 30x60 R



BETON SMOKE 60X60



BETON SMOKE
GP 0441
50X100
GPR 0441
50X100
GPP 0441
50X100

- P047
- P075
- P087



BETON SMOKE
GPR 0441
90X90 R
45X90 R
60X60 SP
60X60 R
60X60 NR
30X60 SP
30X60 R

- P111
- P111
- P059
- P047
- P019
- P059
- P043



MOSAICO BETON SMOKE
297,8X297,8 MM (4,7X4,7)
JUNTA 3 MM

P536

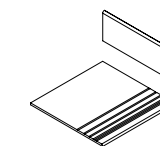


MOSAICO BETON MIX
297,8X297,8 MM (4,7X4,7)
JUNTA 3 MM

P536

DISPONÍVEL EM SEMI-POLIDO
ALSO AVAILABLE IN SEMI-POLISHED

- | | |
|-------------------------------------|------|
| RODAPÉ / SKIRTINGS 9X60 | P517 |
| RODAPÉ RET / SKIRTINGS RECT 9X90 | P545 |
| RODAPÉ / SKIRTINGS 8X100 | P523 |
| RODAPÉ RET. / SKIRTINGS RECT. 8X100 | P529 |
| DEGRAU / STEP 60X60 | |
| DEGRAU RET / STEP RECT 45X90 | P622 |
| NATURAL RET. / NATURAL RECT. | P553 |
| SEMI-POLIDO / SEMI POLISHED | P555 |
| NATURAL / NATURAL | P542 |



BETON HIDRÁULICO

60x60



BETON FOG 60X60
BETON HIDRÁULICO 60X60





BETON HIDRÁULICO DECOR
GP 0468
60X60

P043

PEÇAS EMBALADAS ALEATORIAMENTE POR CAIXA
TILES ARE PACKED RANDOMLY IN THE SAME BOX

BETON HIDRÁULICO


40x40



BETON HERITAGE GREY
GP 0492
40X40

P013

PECAS EMBALADAS ALEATORIAMENTE POR CAIXA
TILES ARE PACKED RANDOMLY IN THE SAME BOX



BETON HERITAGE MIX
GP 0493
40X40

P013


PECAS EMBALADAS ALEATORIAMENTE POR CAIXA
TILES ARE PACKED RANDOMLY IN THE SAME BOX

BETON PATCHWORK

60x60
30x60



BETON PATCHWORK 30X60



BETON PATCHWORK
GP 0452
60X60
GPR 0452
60X60
GPR 0452
30X60

P043

P075

P075

PEÇAS EMBALADAS ALEATORIAMENTE POR CAIXA
TILES ARE PACKED RANDOMLY IN THE SAME BOX

FORM

30x60



FORM FOG 30X60

FORM FOG - 30X60



FORM WHITE 30X60



FORM WHITE
GP 0442
30X60
GPR 0442
30X60

P015
P043



MOSAICO FORM WHITE
297,8X297,8 MM (4,7X4,7)
JUNTA 3 MM

P536



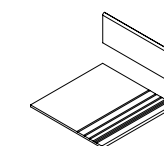
FORM FOG
GP 0443
30X60
GPR 0443
30X60

P015
P043



MOSAICO FORM FOG
297,8X297,8 MM (4,7X4,7)
JUNTA 3 MM

P536



RODAPE / SKIRTINGS 9X60
DEGRAU / STEP 30X60
DEGRAU RET / STEP RET 30X60

P517
P528
P553

FORM

30x60



FORM NUT 30X60



FORM NUT
GP 0444
30X60
GPR 0444
30X60

P015
P043



MOSAICO FORM NUT
297,8X297,8 MM (4,7X4,7)
JUNTA 3 MM

P536



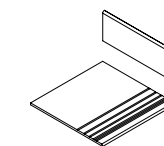
FORM SMOKE
GP 0445
30X60
GPR 0445
30X60

P015
P043



MOSAICO FORM SMOKE
297,8X297,8 MM (4,7X4,7)
JUNTA 3 MM

P536



RODAPE / SKIRTINGS 9X60
DEGRAU / STEP 30X60
DEGRAU RET / STEP RET 30X60

P517
P528
P553

SANDSTONE

90x90
45x90
60x60
30x60



SANDSTONE

90x90
45x90
60x60
30x60

SANDSTONE ASH 90X90



SANDSTONE BONE 90X90

SANDSTONE

90x90
45x90
60x60
30x60



SANDSTONE FOG 60X60



SANDSTONE FOG
GPR 0532
90X90 R
60X60 R
60X60 NR

P111
P047
P021



SANDSTONE BONE
GPR 0530
90X90 R
60X60 R
60X60 NR

P111
P047
P021



SANDSTONE FOG
GPR 0532
45X90 R
30X60 R
30X60 NR

P111
P043
P017



SANDSTONE BONE
GPR 0530
45X90 R
30X60 R
30X60 NR

P111
P043
P017



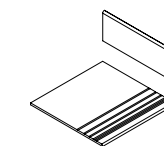
SANDSTONE FOG DECOR
GPR 0576
60X60 R
60X60 NR

P047
P021



SANDSTONE BONE DECOR
GPR 0574
60X60 R
60X60 NR

P047
P021



RODAPÉ / SKIRTINGS 9X60 P517
RODAPÉ RET / SKIRTINGS RECT 9X90 P545
DEGRAU / STEP 60X60 P542
DEGRAU RET / STEP RET 60X60 P553
DEGRAU RET / STEP RET 45X90 P622

SANDSTONE

90x90
45x90
60x60
30x60



SANDSTONE SMOKE 60X60



SANDSTONE SMOKE
GPR 0533
90X90 R
60X60 R
60X60 NR



SANDSTONE ASH
GPR 0531
90X90 R
60X60 R
60X60 NR

P111
P047
P021

P111
P043
P021



SANDSTONE SMOKE
GPR 0533
45X90 R
30X60 R
30X60 NR



SANDSTONE ASH
GPR 0531
45X90 R
30X60 R
30X60 NR

P111
P043
P017

P111
P043
P017



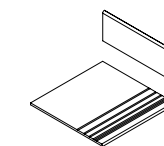
SANDSTONE SMOKE DECOR
GPR 0577
60X60 R
60X60 NR

P047
P021



SANDSTONE ASH DECOR
GPR 0575
60X60 R
60X60 NR

P047
P021



RODAPÉ / SKIRTINGS 9X60 P517
RODAPÉ RET / SKIRTINGS RECT 9X90 P545
DEGRAU / STEP 60X60 P542
DEGRAU RET / STEP RET 60X60 P553
DEGRAU RET / STEP RET 45X90 P622

RUSTY

60x60
30x60



RUSTY FOG 60X60



RUSTY FOG
GP 0537
60X60 R
60X60 NR

P047
P019



RUSTY SAND
GP 0535
60X60 R
60X60 NR

P047
P019



RUSTY ASH
GP 0536
60X60 R
60X60 NR

P047
P019



RUSTY FOG
GP 0537
30X60 R
30X60 NR

P043
P015




RUSTY SAND
GP 0535
30X60 R
30X60 NR

P043
P015



RUSTY ASH
GP 0536
30X60 R
30X60 NR

P043
P015




MOSAICO RUSTY FOG
297,8X297,8 MM (4,7X4,7)
JUNTA 3 MM

P536



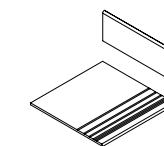
MOSAICO RUSTY SAND
297,8X297,8 MM (4,7X4,7)
JUNTA 3 MM

P536



MOSAICO RUSTY ASH
297,8X297,8 MM (4,7X4,7)
JUNTA 3 MM

P536



RODAPÉ / SKIRTINGS 9X60
DEGRAU / STEP 60X60
DEGRAU RET / STEP RET 60X60

P517
P542
P553

RUSTY

60x60
30x60



RUSTY DECOR 60X60



RUSTY SMOKE
GP 0538
60X60 R
60X60 NR P047
P019



RUSTY BROWN
GP 0539
60X60 R
60X60 NR P047
P019




RUSTY DECOR
GP 0540
60X60 NR P019




RUSTY SMOKE
GP 0538
30X60 R
30X60 NR P043
P015



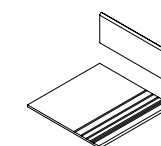
RUSTY BROWN
GP 0539
30X60 R
30X60 NR P043
P015



MOSAICO RUSTY SMOKE
297,8X297,8 MM (4,7X4,7)
JUNTA 3 MM P536



MOSAICO RUSTY BROWN
297,8X297,8 MM (4,7X4,7)
JUNTA 3 MM P536



RODAPÉ / SKIRTINGS 9X60 P517
DEGRAU / STEP 60X60 P542
DEGRAU RET / STEP RET 60X60 P553

LIVING

60x60
30x60



LIVING FOG 60X60



LIVING CREAM
GP 0541
60X60 R
60X60 NR

P047
P017




LIVING TORTORA
GP 0542
60X60 R
60X60 NR

P047
P017



LIVING LIGHT DECOR
GP 0578
60X60 NR

P017



LIVING CREAM
GP 0541
30X60 R
30X60 NR

P043
P014



LIVING TORTORA
GP 0542
30X60 R
30X60 NR

P043
P014



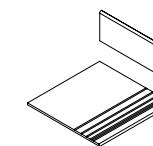
MOSAICO LIVING CREAM
297,8X297,8 MM (4,7X4,7)
JUNTA 3 MM

P536



MOSAICO LIVING TORTORA
297,8X297,8 MM (4,7X4,7)
JUNTA 3 MM

P536



RODAPE / SKIRTINGS 9X60
DEGRAU / STEP 60X60
DEGRAU RET / STEP RET 60X60

P517
P542
P553

LIVING
60x60



LIVING SMOKE 60X60



LIVING FOG
GP 0543
60X60 R
60X60 NR

P047
P017



LIVING SMOKE
GP 0544
60X60 R
60X60 NR

P047
P017



LIVING DARK DECOR
GP 0579
60X60 NR

P017




LIVING FOG
GP 0543
30X60 R
30X60 NR

P043
P014




LIVING SMOKE
GP 0544
30X60 R
30X60 NR

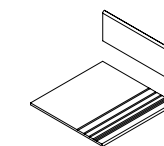
P043
P014



MOSAICO LIVING FOG
297,8X297,8 MM (4,7X4,7)
JUNTA 3 MM P536



MOSAICO LIVING SMOKE
297,8X297,8 MM (4,7X4,7)
JUNTA 3 MM P536



RODAPÉ / SKIRTINGS 9X60
DEGRAU / STEP 60X60
DEGRAU RET / STEP RET 60X60

P517
P542
P553

MATRIX

60x60
30x60 R
33x33 ANTI-SLIP



MATRIX PISTACHIO 60X60



MATRIX BEGE
GP 0352
60X60
GPR 0352
60X60
GPR 0352
30X60

P019
P047
P047



MATRIX PISTACHIO
GP 0354
60X60
GPR 0354
60X60
GPR 0354
30X60

P019
P047
P047



MATRIX ESTANHO
GP 0355
60X60
GPR 0355
60X60
GPR 0355
30X60

P019
P047
P047



MATRIX BEGE DECOR
GP 0401
60X60
GPR 0401
60X60

P027
P047




MATRIX PISTACHIO DECOR
GP 0403
60X60
GPR 0403
60X60

P027
P047



MATRIX ESTANHO DECOR
GP 0404
60X60
GPR 0404
60X60

P027
P047




MATRIX BEGE ANTI-SLIP
GP 0475
33X33

P005



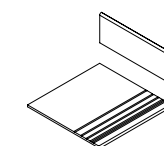
MATRIX PISTACHIO ANTI-SLIP
GP 0477
33X33

P005



MATRIX ESTANHO ANTI-SLIP
GP 0478
33X33

P005



RODAPÉ / SKIRTINGS 9X60
RODAPÉ / SKIRTINGS 8X33
DEGRAU / STEP 60X60
DEGRAU / STEP 33X33
DEGRAU RET / STEP RECT 60X60

P517
P503
P542
P516
P553

MATRIX

60x60
30x60 R
33x33 ANTI-SLIP



MATRIX CINZA 60X60



MATRIZ NOZ
GP 0356
60X60
GPR 0356
60X60
GPR 0356
30X60

P019
P047
P047



MATRIX CINZA
GP 0353
60X60
GPR 0353
60X60
GPR 0353
30X60

P019
P047
P047




MATRIZ NOZ DECOR
GP 0405
60X60
GPR 0405
60X60

P027
P047




MATRIX CINZA DECOR
GP 0402
60X60
GPR 0402
60X60

P027
P047



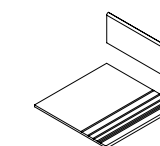
MATRIZ NOZ ANTI-SLIP
GP 0479
33X33

P005



MATRIX CINZA ANTI-SLIP
GP 0476
33X33

P005



RODAPÉ / SKIRTINGS 9X60
RODAPÉ / SKIRTINGS 8X33
DEGRAU / STEP 60X60
DEGRAU / STEP 33X33
DEGRAU RET / STEP RECT 60X60

P517
P503
P542
P516
P553

STRATUS

60x60
30x60 R
30x30 R



STRATUS BEGE
GP 0130
60X60
GPR 0130
60X60
GPP 0130
60X60

P019
P047
P067

STRATUS BEGE
GPR 0130
30X60
GPP 0130
30X60

P047
P067




STRATUS NOZ
GP 0131
60X60
GPR 0131
60X60
GPP 0131
60X60

P019
P047
P067

STRATUS NOZ
GPR 0131
30X60
GPP 0131
30X60

P047
P067



STRATUS BEGE
GPR 0130
30X30
GPP 0130
30X30

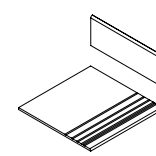
P047
P067

GA 1359
30X30

P568



GA 1361
30X30

P568



DISPONÍVEL EM SEMI-POLIDO
ALSO AVAILABLE IN SEMI-POLISHED

RODAPÉ / SKIRTINGS 9X60	P517
DEGRAU / STEP 60X60	
NATURAL RET. / NATURAL RECT.	P553
SEMI-POLIDO / SEMI POLISHED	P555
NATURAL / NATURAL	P542



STRATUS NOZ
GPR 0131
30X30
GPP 0131
30X30

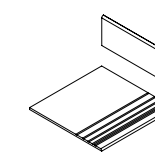
P047
P067

GA 1358
30X30

P568

GA 1361
30X30

P568



DISPONÍVEL EM SEMI-POLIDO
ALSO AVAILABLE IN SEMI-POLISHED

RODAPÉ / SKIRTINGS 9X60	P517
DEGRAU / STEP 60X60	
NATURAL RET. / NATURAL RECT.	P553
SEMI-POLIDO / SEMI POLISHED	P555
NATURAL / NATURAL	P542



STRATUS BEGE 60X60



STRATUS NOZ 60X60

STRATUS

60x60
30x60 R
30x30 R



STRATUS CASTANHO
GP 0132
60X60
GPR 0132
60X60
GPP 0132
60X60

P027
P047
P067

STRATUS CASTANHO
GPR 0132
30X60
GPP 0132
30X60

P047
P067



STRATUS CASTANHO
GPR 0132
30X30
GPP 0132
30X30

P047
P067



GA 1356
30X30

P568



GA 1362
30X30

P568

DISPONÍVEL EM SEMI-POLIDO
ALSO AVAILABLE IN SEMI-POLISHED



RODAPÉ / SKIRTINGS 9X60	P517
DEGRAU / STEP 60X60	
NATURAL RET. / NATURAL RECT.	P553
SEMI-POLIDO / SEMI POLISHED	P555
NATURAL / NATURAL	P542




STRATUS COBALTO
GP 0134
60X60
GPR 0134
60X60
GPP 0134
60X60

P027
P047
P067

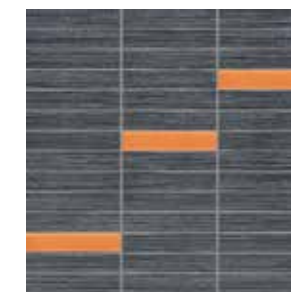
STRATUS COBALTO
GPR 0134
30X60
GPP 0134
30X60

P047
P067



STRATUS COBALTO
GPR 0134
30X30
GPP 0134
30X30

P047
P067



GA 1357
30X30

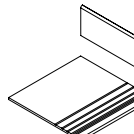
P568



GA 1362
30X30

P568

DISPONÍVEL EM SEMI-POLIDO
ALSO AVAILABLE IN SEMI-POLISHED



RODAPÉ / SKIRTINGS 9X60	P517
DEGRAU / STEP 60X60	
NATURAL RET. / NATURAL RECT.	P553
SEMI-POLIDO / SEMI POLISHED	P555
NATURAL / NATURAL	P542



STRATUS CASTANHO 60X60



STRATUS COBALTO 60X60

STRATUS

60x60
30x60 R
30x30 R



STRATUS CINZA
GP 0129
60X60
GPR 0129
60X60
GPP 0129
60X60

P019
P047
P067



STRATUS CINZA
GPR 0129
30X60
GPP 0129
30X60

P047
P067



STRATUS CINZA
GPR 0129
30X30
GPP 0129
30X30

P047
P067



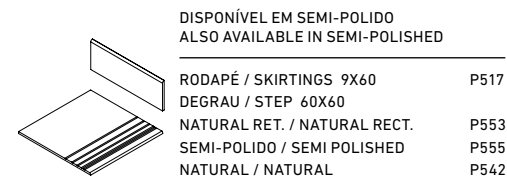
GA 1360
30X30

P568



GA 1362
30X30

P568



DISPONÍVEL EM SEMI-POLIDO
ALSO AVAILABLE IN SEMI-POLISHED

RODAPÉ / SKIRTINGS 9X60 P517
DEGRAU / STEP 60X60 P553
NATURAL RET. / NATURAL RECT. P555
SEMI-POLIDO / SEMI POLISHED P542
NATURAL / NATURAL P542



STRATUS WENGUE
GP 0133
60X60
GPR 0133
60X60
GPP 0133
60X60

P027
P047
P067




STRATUS WENGUE
GPR 0133
30X60
GPP 0133
30X60

P047
P067




STRATUS WENGUE
GPR 0133
30X30
GPP 0133
30X30

P047
P067



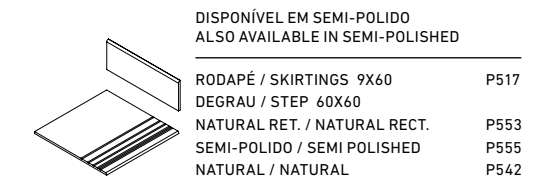
GA 1355
30X30

P568



GA 1361
30X30

P568



DISPONÍVEL EM SEMI-POLIDO
ALSO AVAILABLE IN SEMI-POLISHED

RODAPÉ / SKIRTINGS 9X60 P517
DEGRAU / STEP 60X60 P553
NATURAL RET. / NATURAL RECT. P555
SEMI-POLIDO / SEMI POLISHED P542
NATURAL / NATURAL P542



STRATUS CINZA 60X60



STRATUS WENGUE 60X60

AVANT
50x50

GRES
ART



AVANT

50x50



AVANT PRETO 50X50



AVANT BEGE
GP 0322
50X50



AVANT NOZ
GP 0323
50X50

P013

P013



AVANT CINZA
GP 0321
50X50



AVANT BRONZE
GP 0324
50X50

P013

P013



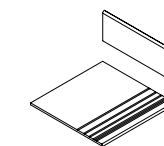
AVANT CASTANHO
GP 0325
50X50



AVANT PRETO
GP 0326
50X50

P013

P013



RODAPÉ / SKIRTINGS 8X50
DEGRAU / STEP 50X50

P511
P532

BRICK
33x47



BRICK PARDO 33X47

BRICK



126
127

GRES
ART

BRICK

33x47

BRICK PRETO 33X47




BRICK WHITE 33X47
BETON WHITE 60X60

BRICK

33x47

BRICK PARDO 33X47




BRICK BEGE 33X47
LINEA CLASSIC 33X47

BRICK

33x47



BRICK CINZA 33X47



BRICK BRANCO
GP 0446
33X47

P023



BRICK CINZA
GP 0447
33X47

P023



BRICK BEGE
GP 0448
33X47

P023



BRICK CASTANHO
GP 0449
33X47

P023



BRICK PARDO
GP 0450
33X47

P023



BRICK PRETO
GP 0451
33X47

P023



LINEA CINZA
GP 0461
33X47

P023



LINEA BEGE
GP 0462
33X47

P023



LINEA MIX CINZA
GP 0463
33X47

P023



LINEA MIX BEGE
GP 0464
33X47

P023



LINEA MULTICOLOR
GP 0469
33X47

P023



LINEA VINTAGE/CLASSIC

33x47



LINEA VINTAGE 33X47



LINEA VINTAGE
GP 0465
33X47

P023



LINEA CLASSIC 33X47



LINEA CLASSIC
GP 0466
33X47

P023

SLATE

30x60




SLATE MULTICOLOR 30X60



SLATE BRANCO
GP 0365
30X60 P017




SLATE PRETO
GP 0366
30X60 P017




SLATE MULTICOLOR
GP 0367
30X60 P017



MOSAICO SLATE BRANCO
33X33 (5,3X5,3) P537



MOSAICO SLATE PRETO
33X33 (5,3X5,3) P537



MOSAICO SLATE MULTICOLOR
33X33 (5,3X5,3) P537



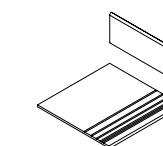
GA 2178
MURAL 30X60 P557



GA 2179
MURAL 30X60 P557



GA 2180
MURAL 30X60 P557



RODAPÉ / SKIRTINGS 9X60 P512
DEGRAU / STEP 30X60 P528

ARDÓSIA


30x60
33x33



ARDÓSIA PRETO 30X60



ARDÓSIA PRETO
GP 0233
30X60 P015




ARDÓSIA PÉROLA
GP 0231
30X60 P015



ARDÓSIA CINZA
GP 0232
30X60 P015



ARDÓSIA PRETO
GP 0233
33X33 P006



ARDÓSIA PÉROLA
GP 0231
33X33 P006



ARDÓSIA CINZA
GP 0232
33X33 P006



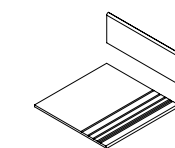
GA 2143
MURAL 33X33 (4X10,8) P536



GA 2141
MURAL 33X33 (4X10,8) P536



GA 2142
MURAL 33X33 (4X10,8) P536



RODAPÉ / SKIRTINGS 9X60 P512
DEGRAU / STEP 30X60 P528
RODAPÉ / SKIRTINGS 8X33 P503
DEGRAU / STEP 33X33 P516

MÁRMORES

60x60
30x60



CARRARA 60X60

MÁRMORES

60x60
30x60



TRAVERTINO 30X60
TRAVERTINO 60X60

MÁRMORES

60x60
30x60



CREMA MARFIL 60X60



MARBLE MOSAIC 01
GM 0480
30X60

P035



MARBLE MOSAIC 02
GM 0481
30X60

P035



CREMA MARFIL
GM 0382
30X60
GMR 0382
30X60

P019

P062



TRAVERTINO
GM 0383
30X60
GMR 0383
30X60

P019

P062



CARRARA
GM 0384
30X60
GMR 0384
30X60

P019

P062



CREMA MARFIL
GP 0382
60X60
GPR 0382
60X60
GPR 0382
30X60

P037

P059

P059



TRAVERTINO
GP 0383
60X60
GPR 0383
60X60
GPR 0383
30X60

P037

P059

P059



CARRARA
GP 0384
60X60
GPR 0384
60X60
GPR 0384
30X60

P037

P059

P059



RODAPÉ / SKIRTINGS 9X60

P517

MAGIC

25x70
50x50



MAGIC BEGE 25X70
MAGIC WAVE BEGE 25X70

MAGIC

25x70
50x50



MAGIC BEGE 50X50



MAGIC WAVE BEGE
GM 0457
25X70
GMR 0457
25X70

P043
P083



MAGIC WAVE CINZA CLARO
GM 0458
25X70
GMR 0458
25X70

P043
P083



MAGIC BEGE
GM 0453
25X70
GMR 0453
25X70

P027
P071



MAGIC CINZA CLARO
GM 0454
25X70
GMR 0454
25X70

P027
P071



MAGIC BEGE
GP 0453
50X50
GPR 0453
50X50

P017
P051



MAGIC CINZA CLARO
GP 0454
50X50
GPR 0454
50X50

P017
P051

MAGIC

25x70
50x50



MAGIC CINZA CLARO 25X70
MAGIC WAVE CINZA CLARO 25X70



MAGIC WAVE CINZA ESCURO
GM 0459
25X70
GMR 0459
25X70

P043
P083



MAGIC WAVE CASTANHO
GM 0460
25X70
GMR 0460
25X70

P043
P083



MAGIC CINZA ESCURO
GM 0455
25X70
GMR 0455
25X70

P027
P071



MAGIC CASTANHO
GM 0456
25X70
GMR 0456
25X70

P027
P071



MAGIC CINZA ESCURO
GP 0455
50X50
GPR 0455
50X50

P017
P051



MAGIC CASTANHO
GP 0456
50X50
GPR 0456
50X50

P017
P051

MIMO

25x70



MIMO BRANCO 25X70
MIMO WAVE BRANCO 25X70



GA 2183
25X70

P589



GA 2297
25X70

P589




GA 2184
4,5X70

P542



GA 2298
4,5X70

P542



MIMO BRANCO
GM 0395
25X70
GMR 0395
25X70

P025


P071



MIMO PRETO
GM 0396
25X70
GMR 0396
25X70

P025


P071



MIMO WAVE BRANCO
GM 0397
25X70
GMR 0397
25X70

P041

P083



MIMO WAVE PRETO
GM 0398
25X70
GMR 0398
25X70

P041


P083



MIMO COMB BRANCO
GM 0399
25X70
GMR 0399
25X70

P041

P083



MIMO COMB PRETO
GM 0400
25X70
GMR 0400
25X70

P041

P083



FLOOR BRANCO
GR 0273
33X33

P013



FLOOR PRETO
GR 0275
33X33

P017

PLAYTILE BRILHO

20x50



PLAYTILE BRANCO BRILHO
GM 0001
20X50 P011



GA 1468 P513



GA 1485 P514




PLAYTILE PRETO BRILHO
GM 0175
20X50 P021



GA 1476 P513




GA 1493 P514




GA 1502 P518




GA 1519 P521



GA 2220
PREÇO UNIDADE / UNIT P520
PREÇO M2 / SQ. MT* P027



GA 1510 P518



GA 1527 P521



GA 2230
PREÇO UNIDADE / UNIT P520
PREÇO M2 / SQ. MT* P039



GA 1400
PREÇO UNIDADE / UNIT P520
PREÇO M2 / SQ. MT* P027



GA 1451
PREÇO UNIDADE / UNIT P520
PREÇO M2 / SQ. MT* P027



GA 1775
2X50 P542



GA 1408
PREÇO UNIDADE / UNIT P520
PREÇO M2 / SQ. MT* P039



GA 1459
PREÇO UNIDADE / UNIT P520
PREÇO M2 / SQ. MT* P039



GA 1783
2X50 P542

*MÍNIMO 20 CAIXAS
MINIMUM 20 BOXES



PLAYTILE PRETO BRILHANTE 20X50

PLAYTILE BRILHO


20x50



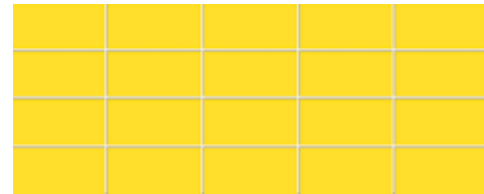
PLAYTILE AMARELO BRILHO
GM 0169
20X50 P015




GA 1470 P513



GA 1487 P514



GA 1504 P518



GA 1521 P521



GA 2224
PREÇO UNIDADE / UNIT P520
PREÇO M2 / SQ. MT* P035




GA 1402
PREÇO UNIDADE / UNIT P520
PREÇO M2 / SQ. MT* P035




GA 1453
PREÇO UNIDADE / UNIT P520
PREÇO M2 / SQ. MT* P035




GA 1777
2X50 P542



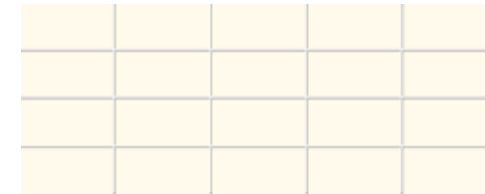
PLAYTILE OFF-WHITE BRILHO
GM 0165
20X50 P011



GA 1469 P513




GA 1486 P514



GA 1503 P518




GA 1520 P521



GA 2222
PREÇO UNIDADE / UNIT P520
PREÇO M2 / SQ. MT* P027



GA 1401
PREÇO UNIDADE / UNIT P520
PREÇO M2 / SQ. MT* P027



GA 1452
PREÇO UNIDADE / UNIT P520
PREÇO M2 / SQ. MT* P027



GA 1776
2X50 P542

*MÍNIMO 20 CAIXAS
MINIMUM 20 BOXES



PLAYTILE BRANCO BRILHANTE 20X50
PLAYTILE PRETO BRILHANTE 20X50



PLAYTILE PRETO BRILHANTE 20X50
GA 1459 DECOR 20X50

PLAYTILE BRILHO

20x50



PLAYTILE AZUL ESCURO BRILHO
GM 0171
20X50 P021



GA 1472 P513



GA 1489 P514




PLAYTILE AZUL CLARO BRILHO
GM 0170
20X50 P015




GA 1471 P513



GA 1488 P514




GA 1506 P518




GA 1523 P521



GA 2226
PREÇO UNIDADE / UNIT P520
PREÇO M2 / SQ. MT* P039



GA 1505 P518



GA 1522 P521



GA 2225
PREÇO UNIDADE / UNIT P520
PREÇO M2 / SQ. MT* P035



GA 1404
PREÇO UNIDADE / UNIT P520
PREÇO M2 / SQ. MT* P039



GA 1455
PREÇO UNIDADE / UNIT P520
PREÇO M2 / SQ. MT* P039



GA 1779
2X50 P542



GA 1403
PREÇO UNIDADE / UNIT P520
PREÇO M2 / SQ. MT* P035



GA 1454
PREÇO UNIDADE / UNIT P520
PREÇO M2 / SQ. MT* P035



GA 1778
2X50 P542

*MÍNIMO 20 CAIXAS
MINIMUM 20 BOXES



PLAYTILE AZUL ESCURO BRILHANTE 20X50
PLAYTILE AZUL CLARO BRILHANTE 20X50



PLAYTILE AZUL CLARO BRILHANTE 20X50

PLAYTILE BRILHO

20x50



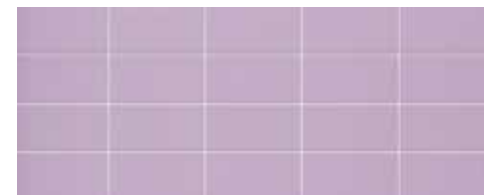
PLAYTILE VIOLETA BRILHO
GM 0280
20X50 P021



GA 1792 P513



GA 1793 P514



GA 1794 P518



GA 1795 P521



GA 2237
PREÇO UNIDADE / UNIT P520
PREÇO M2 / SQ. MT * P039




GA 1786
PREÇO UNIDADE / UNIT P520
PREÇO M2 / SQ. MT * P039




GA 1788
PREÇO UNIDADE / UNIT P520
PREÇO M2 / SQ. MT * P039




GA 1785
2X50 P542




PLAYTILE ROSA BRILHO
GM 0174
20X50 P021




GA 1475 P513



GA 1492 P514



GA 1509 P518



GA 1526 P521



GA 2229
PREÇO UNIDADE / UNIT P520
PREÇO M2 / SQ. MT * P039



GA 1407
PREÇO UNIDADE / UNIT P520
PREÇO M2 / SQ. MT * P039



GA 1458
PREÇO UNIDADE / UNIT P520
PREÇO M2 / SQ. MT * P039



GA 1782
2X50 P542

*MÍNIMO 20 CAIXAS
MINIMUM 20 BOXES



PLAYTILE VIOLETA BRILHANTE 20X50




PLAYTILE ROSA BRILHANTE 20X50
GA 1407 DECOR 20X50

PLAYTILE BRILHO


20x50



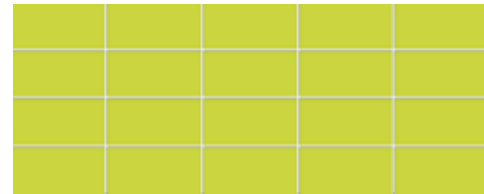
PLAYTILE VERDE BRILHO
GM 0173
20X50 P015



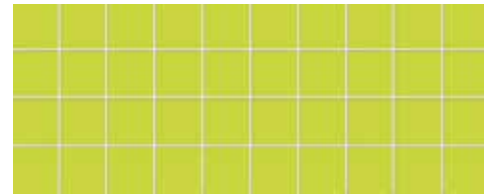
GA 1474 P513



GA 1491 P514



GA 1508 P518



GA 1525 P521



GA 2228
PREÇO UNIDADE / UNIT P520
PREÇO M2 / SQ. MT * P035



GA 1406
PREÇO UNIDADE / UNIT P520
PREÇO M2 / SQ. MT * P035



GA 1457
PREÇO UNIDADE / UNIT P520
PREÇO M2 / SQ. MT * P035




GA 1781
2X50 P542




PLAYTILE LARANJA BRILHO
GM 0172
20X50 P027




GA 1473 P513



GA 1490 P514



GA 1507 P518



GA 1524 P521



GA 2227
PREÇO UNIDADE / UNIT P520
PREÇO M2 / SQ. MT * P047



GA 1405
PREÇO UNIDADE / UNIT P520
PREÇO M2 / SQ. MT * P047



GA 1456
PREÇO UNIDADE / UNIT P520
PREÇO M2 / SQ. MT * P047



GA 1780
2X50 P542

*MÍNIMO 20 CAIXAS
MINIMUM 20 BOXES



PLAYTILE VERDE BRILHANTE 20X50
PLAYTILE BRANCO BRILHANTE 20X50
PLAYTILE PRETO BRILHANTE 20X50

PLAYTILE BRILHO

20x50




PLAYTILE VERMELHO BRILHO
GM 0176
20X50 P035




GA 1477 P513




GA 1494 P514



PLAYTILE CREME BRILHO
GM 0408
20X50 P012



GA 2185 P513



GA 2186 P514




GA 1511 P518



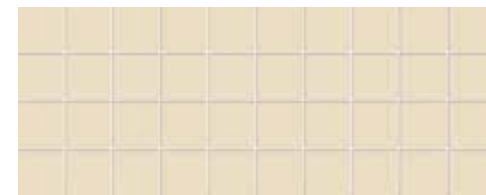
GA 1528 P521



GA 2231
PREÇO UNIDADE / UNIT P520
PREÇO M2 / SQ. MT* P059



GA 2187 P518



GA 2188 P521



GA 2239
PREÇO UNIDADE / UNIT P520
PREÇO M2 / SQ. MT* P031



GA 1409
PREÇO UNIDADE / UNIT P520
PREÇO M2 / SQ. MT* P059



GA 1460
PREÇO UNIDADE / UNIT P520
PREÇO M2 / SQ. MT* P059




GA 1784
2X50 P542



GA 2210
PREÇO UNIDADE / UNIT P520
PREÇO M2 / SQ. MT* P031



GA 2215
PREÇO UNIDADE / UNIT P520
PREÇO M2 / SQ. MT* P031



GA 2205
2X50 P542

*MÍNIMO 20 CAIXAS
MINIMUM 20 BOXES



PLAYTILE VERMELHO BRILHANTE 20X50
GA 1783 LISTELO 2X50

PLAYTILE VERMELHO BRILHANTE 20X50
GA 1783 LISTELO 2X50
GA 1460 DECOR 20X50

PLAYTILE BRILHO


20x50



PLAYTILE TERRA BRILHO
GM 0409
20X50 P012



GA 2189 P513




GA 2190 P514




PLAYTILE CINZA BRILHO
GM 00410
20X50 P012



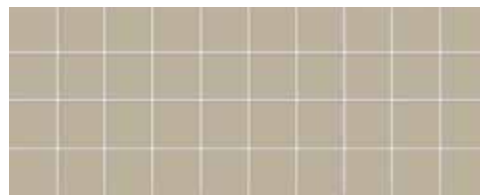
GA 2193 P513



GA 2194 P514




GA 2191 P518




GA 2192 P521



GA 2240
PREÇO UNIDADE / UNIT P520
PREÇO M2 / SQ. MT * P031



GA 2195 P518




GA 2196 P521



GA 2241
PREÇO UNIDADE / UNIT P520
PREÇO M2 / SQ. MT * P031



GA 2211
PREÇO UNIDADE / UNIT P520
PREÇO M2 / SQ. MT * P031



GA 2216
PREÇO UNIDADE / UNIT P520
PREÇO M2 / SQ. MT * P031



GA 2206
2X50 P542




GA 2212
PREÇO UNIDADE / UNIT P520
PREÇO M2 / SQ. MT * P031




GA 2217
PREÇO UNIDADE / UNIT P520
PREÇO M2 / SQ. MT * P031




GA 2207
2X50 P542



PLAYTILE CASTANHO BRILHO
GM 0412
20X50 P021



GA 2201 P513



GA 2202 P514




PLAYTILE ANTRACITE BRILHO
GM 0411
20X50 P021



GA 2197 P513




GA 2198 P514




GA 2203 P518




GA 2204 P521



GA 2243
PREÇO UNIDADE / UNIT P520
PREÇO M2 / SQ. MT * P039



GA 2199 P518



GA 2200 P521



GA 2242
PREÇO UNIDADE / UNIT P520
PREÇO M2 / SQ. MT * P039



GA 2214
PREÇO UNIDADE / UNIT P520
PREÇO M2 / SQ. MT * P039




GA 2219
PREÇO UNIDADE / UNIT P520
PREÇO M2 / SQ. MT * P039



GA 2209
2X50 P542



GA 2213
PREÇO UNIDADE / UNIT P520
PREÇO M2 / SQ. MT * P039



GA 2218
PREÇO UNIDADE / UNIT P520
PREÇO M2 / SQ. MT * P039




GA 2208
2X50 P542

*MÍNIMO 20 CAIXAS
MINIMUM 20 BOXES

PLAYTILE MATE


20x50




PLAYTILE BRANCO MATE
GM 0002
20X50 P011




GA 1478 P513



GA 1495 P514



GA 1512 P518



GA 1529 P521



GA 2221
PREÇO UNIDADE / UNIT P520
PREÇO M2 / SQ. MT* P027



GA 1410
PREÇO UNIDADE / UNIT P520
PREÇO M2 / SQ. MT* P027



GA 1461
PREÇO UNIDADE / UNIT P520
PREÇO M2 / SQ. MT* P027




PLAYTILE PRETO MATE
GM 0281
20X50 P021




GA 1796 P513



GA 1797 P514



GA 1798 P518



GA 1799 P521



GA 2238
PREÇO UNIDADE / UNIT P520
PREÇO M2 / SQ. MT* P039



GA 1789
PREÇO UNIDADE / UNIT P520
PREÇO M2 / SQ. MT* P039



GA 1791
PREÇO UNIDADE / UNIT P520
PREÇO M2 / SQ. MT* P039

*MÍNIMO 20 CAIXAS
MINIMUM 20 BOXES




PLAYTILE CREME MATE 20X50


PLAYTILE PRETO MATE 20X50
PLAYTILE PRETO BRILHANTE 20X50

PLAYTILE MATE


20x50



PLAYTILE OFF-WHITE MATE
GM 0166
20X50 P011



GA 1479 P513




GA 1496 P514




PLAYTILE TERRA MATE
GM 0180
20X50 P011




GA 1481 P513



GA 1498 P514




GA 1513 P518




GA 1530 P521



GA 2223
PREÇO UNIDADE / UNIT P520
PREÇO M2 / SQ. MT* P027



GA 1515 P518



GA 1532 P521



GA 2233
PREÇO UNIDADE / UNIT P520
PREÇO M2 / SQ. MT* P027



GA 1411
PREÇO UNIDADE / UNIT P520
PREÇO M2 / SQ. MT* P027



GA 1462
PREÇO UNIDADE / UNIT P520
PREÇO M2 / SQ. MT* P027



GA 1413
PREÇO UNIDADE / UNIT P520
PREÇO M2 / SQ. MT* P027



GA 1464
PREÇO UNIDADE / UNIT P520
PREÇO M2 / SQ. MT* P027

*MÍNIMO 20 CAIXAS
MINIMUM 20 BOXES

PLAYTILE BRANCO MATE 20X50
PLAYTILE AMARELO BRILHANTE 20X50
PLAYTILE LARANJA BRILHANTE 20X50
PLAYTILE CASTANHO MATE 20X50

PLAYTILE MATE


20x50



PLAYTILE CINZA MATE
GM 0181
20X50 P011



GA 1482 P513




GA 1499 P514



GA 1516 P518



GA 1533 P521




GA 2234
PREÇO UNIDADE / UNIT P520
PREÇO M2 / SQ. MT* P027



GA 1517 P518




GA 1534 P521



GA 2235
PREÇO UNIDADE / UNIT P520
PREÇO M2 / SQ. MT* P035




GA 1414
PREÇO UNIDADE / UNIT P520
PREÇO M2 / SQ. MT* P027



GA 1465
PREÇO UNIDADE / UNIT P520
PREÇO M2 / SQ. MT* P027



GA 1415
PREÇO UNIDADE / UNIT P520
PREÇO M2 / SQ. MT* P035



GA 1466
PREÇO UNIDADE / UNIT P520
PREÇO M2 / SQ. MT* P035

*MÍNIMO 20 CAIXAS
MINIMUM 20 BOXES



GA 1482 PRE-CORTE 20X50
GA 1500 PRE-CORTE 20X50


GA 1500 PRE-CORTE 20X50
PLAYTILE VERMELHO BRILHANTE 20X50
GA 1482 PRE-CORTE 20X50
PLAYTILE CINZA MATE 20X50

PLAYTILE MATE


20x50



PLAYTILE CREME MATE
GM 0179
20X50 P011



GA 1480 P513



GA 1497 P514




PLAYTILE CASTANHO MATE
GM 0183
20X50 P015



GA 1484 P513



GA 1501 P514




GA 1514 P518



GA 1531 P521



GA 2232
PREÇO UNIDADE / UNIT P520
PREÇO M2 / SQ. MT * P027



GA 1518 P518



GA 1535 P521



GA 2236
PREÇO UNIDADE / UNIT P520
PREÇO M2 / SQ. MT * P035



GA 1412
PREÇO UNIDADE / UNIT P520
PREÇO M2 / SQ. MT * P027



GA 1463
PREÇO UNIDADE / UNIT P520
PREÇO M2 / SQ. MT * P027



GA 1416
PREÇO UNIDADE / UNIT P520
PREÇO M2 / SQ. MT * P035



GA 1467
PREÇO UNIDADE / UNIT P520
PREÇO M2 / SQ. MT * P035

*MÍNIMO 20 CAIXAS
MINIMUM 20 BOXES



PLAYTILE CASTANHO MATE 20X50
PLAYTILE CREME MATE 20X50

PLAYTILE

PAVIMENTO COORDENADO
MATCHING FLOOR

33x33
50x50



URBAN CASTANHO MATE
GP 0225
50X50

P012



URBAN BEGE MATE
GP 0224
50X50

P012



URBAN PRETO MATE
GP 0226
50X50

P012




URBAN PÉROLA MATE
GP 0223
50X50

P012



FLOOR PRETO BRILHO
GR 0275
33X33

P017



FLOOR BRANCO BRILHO
GR 0273
33X33

P013



FLOOR AZUL BRILHO
GR 0274
33X33

P017



FLOOR VERMELHO BRILHO
GR 0276
33X33

P041

PASSION

20x50



PASSION BORDEAUX 20X50
PASSION BEGE 20X50
PASSION CHOCO 20X50

PASSION

20x50



PASSION AZUL
GM 0319
20X50

P021



PASSION GRAFITE
GM 0318
20X50

P021




GA 2030
5X50

P505



GA 2029
5X50

P505



GA 2032
20X50

P564



PASSION CINZA
GM 0315
20X50

P011



GA 2026
5X50

P505



1. GA 2014
20X50

P536

2. GA 2015
20X50

P536



1. GA 2016
20X50

P536

2. GA 2017
20X50

P536



GA 2022
5X50

P515



GA 2023
5X50

P515



PASSION BORDEAUX
GM 0320
20X50

P035



PASSION CHOCO
GM 0317
20X50

P021




GA 2031
5X50

P505



GA 2028
5X50

P505



GA 2033
20X50

P564



PASSION BEGE
GM 0316
20X50

P011



GA 2027
5X50

P505



1. GA 2018
20X50

P536

2. GA 2019
20X50

P536



1. GA 2020
20X50

P536

2. GA 2021
20X50

P536



GA 2024
5X50

P515



GA 2025
5X50

P515

PASSION

33x33



PASSION AZUL 20X50
PASSION GRAFITE 20X50



PASSION CINZA
GR 0315
33X33



PASSION BEGE
GR 0316
33X33



PASSION GRAFITE
GR 0318
33X33



PASSION CHOCO
GR 0317
33X33

P009

P009

P009

P009

CODE
20x50



CODE AZUL 20X50
CODE BRANCO 20X50

CODE
20x50



CODE BRANCO 20X50
CODE VIOLETA 20X50



CODE BRANCO
GM 0385
20X50

P011



CODE BEGE
GM 0386
20X50

P011




CODE CINZA
GM 0387
20X50

P011



CODE AZUL
GM 0388
20X50

P011



CODE VIOLETA
GM 0389
20X50


P011



CODE BEGE 20X50



FLOOR PRETO BRILHO
GR 0275
33X33



FLOOR BRANCO BRILHO
GR 0273
33X33

P017



FLOOR AZUL BRILHO
GR 0274
33X33

P013

P017

LUXOR

33x50
33x33




LUXOR BEGE 33X50
LUXOR BEGE DECOR 33X50
LUXOR BEGE 33X33



LUXOR GREY
GM 0511
33X50

P011



LUXOR GREY DECOR
GM 0513
33X50

P011



LUXOR GREY
GP 0511
33X33

P008



LUXOR BEGE
GM 0512
33X50

P011



LUXOR BEGE DECOR
GM 0519
33X50

P011



LUXOR BEGE
GP 0512
33X33

P008

FÓRUM

33x50
33x33



FÓRUM AZUL 33X50
FÓRUM CINZA 33X50
FÓRUM ANTRACITE 33X50



FÓRUM AZUL
GM 0032
33X50

P011



FÓRUM CINZA
GM 0029
33X50

P010



FÓRUM ANTRACITE
GM 0033
33X50

P011



GA 2065
33X50

P592



GA 2092
5,8X50

P543



GA 1054
5X33

P518



GA 1052
5X33

P518



GA 1119
5,8X33

P534



FÓRUM AZUL *
GR 0032
33X33

P008



FÓRUM CINZA *
GR 0029
33X33

P006



FÓRUM ANTRACITE *
GR 0033
33X33

P008

*PRODUTOS APLICÁVEIS APENAS EM CASAS DE BANHO
SUITABLE FOR BATHROOMS ONLY.

FÓRUM

33x50
33x33



FÓRUM BRANCO 33X50
FÓRUM VERMELHO 33X50



FÓRUM VERMELHO
GM 0145
33X50 P039



FÓRUM BRANCO
GM 0144
33X50 P010



FÓRUM BEGE
GM 0030
33X50 P010



FÓRUM MEL
GM 0031
33X50 P011



GA 2067
33X50 P592



GA 2093
5,8X50 P543



GA 2066
33X50 P592



GA 2094
5,8X50 P543



GA 1051
5X33 P518



GA 1053
5X33 P518



GA 1152
3,4X33 P535




GA 1151
6,9X30,3 P551



GA 1365
5,8X33 P534



GA 2064
5,8X33 P534



FÓRUM BRANCO*
GR 0144
33X33 P008



FÓRUM BEGE*
GR 0030
33X33 P006



FÓRUM MEL*
GR 0031
33X33 P008


*PRODUTOS APLICÁVEIS APENAS EM CASAS DE BANHO
SUITABLE FOR BATHROOMS ONLY.

BRANCOS

33x50
33x60




BRANCO BRILHO 30X60




BRANCO BRILHO
GM 0001
30X60
GMR 0001
30X60

P015
P062




BRANCO MATE
GM 0002
30X60
GMR 0002
30X60

P015
P062



BRANCO BRILHO
GM 0001
33X50

P010



BRANCO MATE
GM 0002
33X50

P010



GA 1076
5X33

P518



GA 1074
5X33

P518

COTTO
33x33



COTTO BROWN 33X33

COTTO

198
199

GRES
ART

COTTO

33x33



COTTO BEGE 33X33



COTTO GREY
GP 0505
33X33

P004

COTTO GREY ANTI-SLIP
GP 0508
33X33

P005



COTTO BEGE
GP 0506
33X33

P004

COTTO GREY ANTI-SLIP
GP 0509
33X33

P005

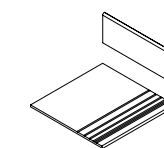


COTTO BROWN
GP 0507
33X33

P004

COTTO BROWN ANTI-SLIP
GP 0510
33X33

P005



RODAPÉ / SKIRTINGS 8X33
DEGRAU / STEP 33X33

P503
P516

EMBALAGENS E PESOS • PACKING LIST

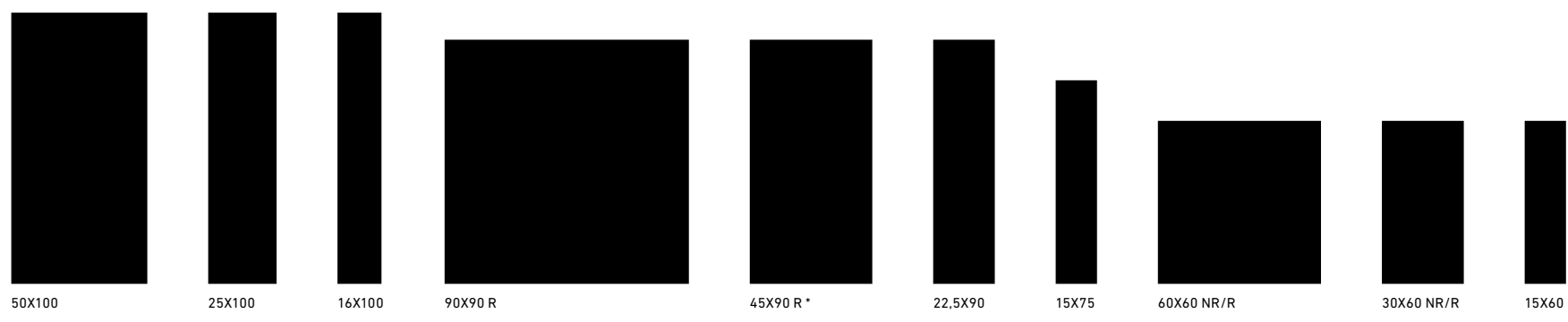
GRÉS PORCELÂNICO • GLAZED PORCELAIN						
FORMATO SIZE	PEÇAS CAIXA PIECES BOX	PESO CAIXA WEIGHT BOX	M2 CAIXA SQ.MT.BOX	CAIXAS PALETE BOX PALLET	PESO PALETE WEIGHT PALLET	M2 PALETE SQ.MT.PALLET
33x33 / 13"x13"	10	± 17,0 KG	1,15	68	± 1.156 KG	78,20
33x33 / 13"x13" (calçadas)	9	± 17,0 KG	1,00	68	± 1.156 KG	68,00
40x40 / 15,7"x15,7"	9	± 25,0 KG	1,50	48	± 1.200 KG	72,00
50x50 / 20"x20"	4	± 22,0 KG	1,00	36	± 792KG	36,00
33x47 / 13"x18"	7	± 21,0 KG	1,10	44	± 924 KG	48,40
60x60 / 24"x24"	3	± 27,0 KG	1,10	32	± 864 KG	35,20
30x60 / 12"x24"	6	± 25,0 KG	1,08	32	± 800 KG	34,56
15x60 / 6"x24"	12	± 23,5 KG	1,08	40	± 940 KG	43,20
15x75 / 6"x30"	10	± 21,5 KG	1,13	60	± 1.290 KG	67,80
22,5x90 / 9"x36"	6	± 23,5 KG	1,22	54	± 1.269 KG	65,88
16x100 / 6,3"x40"	6	± 23,5 KG	1,00	48	± 1.130 KG	48,00
25x100 / 9,8"x40"	4	± 23,0 KG	1,00	48	± 1.104 KG	48,00
50x100 / 20"x40"	2	± 22,5 KG	1,04	38	± 855 KG	39,52
GRÉS PORCELÂNICO RETIFICADO • GLAZED PORCELAIN RECTIFIED						
30x30 / 12"x12"	12	± 25,0 KG	1,06	32	± 800 KG	33,92
30x60 / 12"x24"	6	± 25,0 KG	1,06	32	± 800 KG	33,92
60x60 / 24"x24"	3	± 25,0 KG	1,06	32	± 800 KG	33,92
16x100 / 6,3"x40"	6	± 23,0 KG	0,96	48	± 1.104 KG	46,08
25x100 / 9,8"x40"	4	± 23,0 KG	1,00	48	± 1.104 KG	48,00
50x100 / 20"x40"	2	± 22,0 KG	1,00	40	± 880 KG	40
45X90 / 18"x36"	3	± 30,0 KG	1,20	28	± 840 KG	33,60
90x90 / 35"x35"	1	± 20,0 KG	0,80	48	± 960 KG	38,40
GRÉS • GLAZED CERAMIC						
33x33 / 13"x13"	9	± 16,0 KG	1,00	68	± 1.088 KG	68,00
REVESTIMENTO MONOPOROSA PASTA BRANCA • WHITE BODY MONOPOROSA WALL TILES						
20x50 / 7,8"x20"	12	± 18,0 KG	1,20	48	± 865 KG	57,60
33x50 / 13"x20"	6	± 17,5 KG	1,00	48	± 840KG	48,00
30x60 / 12"x24"	7	± 21,0 KG	1,26	32	± 672 KG	40,32
30x60 RET / 12"x24"	7	± 21,0 KG	1,23	32	± 672 KG	39,36
25x70 / 9,8"x27,5"	6	± 19,0 KG	1,05	48	± 912 KG	50,40
25x70 RET / 9,8"x27,5"	6	± 19,0 KG	0,97	48	± 912 KG	46,56

Os valores das dimensões e pesos são aproximados.
O peso de uma paleta é aproximadamente 20 kg.
O peso da paleta não está incluído nos valores indicados nos quadros.

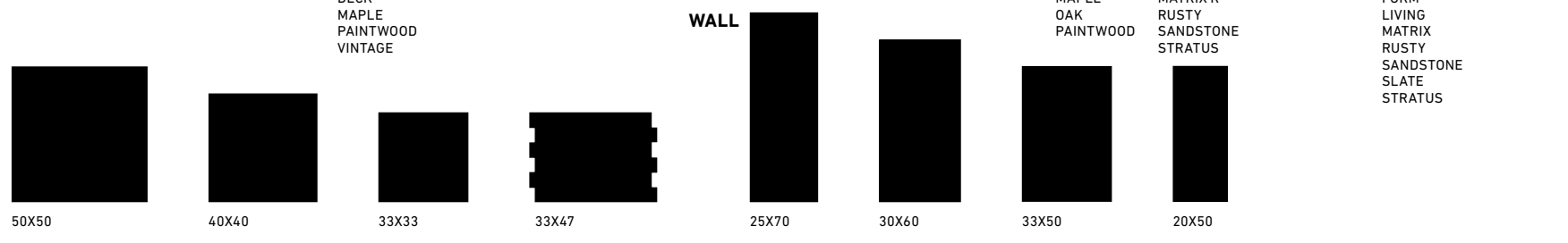
Size and weight values are approximate.
The weight of one pallet is approximate 20 kg.
The pallet weight is not include in the values mentioned in the table.

FORMATOS DISPONÍVEIS
AVAILABLE FORMATS

PORCELAIN



BETON CLASSIC VINTAGE CEDAR CLASSIC DECK MAPLE PAINTWOOD VINTAGE BETON SANDSTONE BETON SANDSTONE OAK SHABBY CEDAR DECK MAPLE OAK PAINTWOOD BETON LIVING MATRIX R RUSTY SANDSTONE STRATUS ARDÓSIA BETON FORM LIVING MATRIX RUSTY SANDSTONE SLATE STRATUS CLASSIC VINTAGE



50X50 40X40 33X33 33X47 25X70 30X60 33X50 20X50
AVANT MAGIC URBAN BETON ARDÓSIA COTTO FLOOR FÓRUM LUXOR MATRIX PASSION BRICK LINEA MAGIC MIMO BRANCOS CARRARA CREMA MARFIL TRAVERTINO BRANCOS FÓRUM LUXOR CODE PASSION PLAYTILE

* Sob encomenda / By special order

RESISTÊNCIA AO ESCORREGAMENTO • SLIP RESISTANCE • RÉSISTANCE AO GLISSAGE • RUTSCHFESTIGKEIT • RESISTENCIA AL DESLIZAMIENTO

NORMA • STANDARD • NORME • NORM: DIN 51130

TESTE BOTA TRABALHO EM PLANO INCLINADO COM ÓLEO.
TEST WITH BOOT ON INCLINED OILED SURFACE.
TEST AVEC BOTTE SUR SURFACE INCLINÉE AVEC HUILE.
RUTSCHSICHERHEITSWERT R (ALS GLEITMITTEL WIRD ÖL AUF DIE FLÄCHEAUFGETRAGEN)
TESTE BOTA TRABAJO EN PLANO INCLINADO CON ACEITE.



CATEGORIA CLASSE CLASSEMENT KATEGORIE CATEGORIA	ÂNGULO ANGLE ANGLE NEIGUNGSWINKEL ÂNGULO	COF COEFFICIENTE FRICÇÃO COEFFICIENT DE FROTTEMENT REIBUNGSKOEFFIZIENT COEFICIENTE DE FRICCIÓN
R9	6° - 10°	0,11 - 0,18
R10	10° - 19°	0,18 - 0,34
R11	19° - 27°	0,34 - 0,51
R12	27° - 35°	0,51 - 0,70
R13	>35°	>0,70

R9 - MENOS RESISTENTE > R13 - MAIS RESISTENTE
R9 - LESS RESISTANCE > R13 - MORE RESISTANCE
R9 - MOINS RÉSISTANT > R13 - PLUS RÉSISTANT
R9 - WENIGER RESISTENT > R13 - RESISTENTER
R9 - MENOS RESISTENTE > R13 - MAS RESISTENTE

R9	R10	R11	R12
AVANT MATRIX SANDSTONE LIVING RUSTY	VINTAGE CLASSIC BETON FORM MAPLE SHABBY PAINTWOOD CEDAR	MATRIX ANTI-SLIP	DECK VINTAGE ANTI-SLIP PAINTWOOD ANTI-SLIP

NORMA • STANDARD • NORME • NORM: DIN 51097

TESTE PÉ DESCALÇO EM PLANO INCLINADO E PISO MOLHADO.
BAREFOOT TEST ON INCLINED WET SURFACE.
TEST DÉCHAUSSÉ SUR SURFACE INCLINÉE ET HUMIDE.
NASSBELASTETE BARFUSSBEREICHE (DIE PRÜFFPERSONEN SIND BARFUSS)
TESTE PIE DESNUDO Y PISO MOJADO EN PLANO INCLINADO.




CATEGORIA CLASSE CLASSEMENT KATEGORIE CATEGORIA	ÂNGULOS INCLINAÇÃO RAMP ANGLES ANGES D'INCLINAISON MINDESTNEIGUNGSWINKEL ÂNGULO DE INCLINACION
A	12° - 18°
B	18° - 24°
C	>24°


OS ÂNGULOS DE INCLINAÇÃO INDICADOS SERVEM APENAS PARA CLASSIFICAÇÃO DOS GRUPOS.
THE INCLINATION ANGLES ARE ONLY FOR CLASSIFICATION GROUPS.
LES ANGES INDIQUÉS SONT UNIQUEMENT POUR LE CLASSEMENT DES GROUPES.
DER NEIGUNGSWINKEL DIEN NUR FÜR DIE KLASSIFIZIERUNG DER BEWERTUNGSGRUPPEN.
LOS ÂNGULOS INDICADOS SE USAN SOLO PARA CLASIFICACION DE LOS GRUPOS.

NOTA • NOTE • HINWEIS	
OS ÂNGULOS DE INCLINAÇÃO INDICADOS SERVEM APENAS PARA CLASSIFICAÇÃO DOS GRUPOS. THE INCLINATION ANGLES ARE ONLY FOR CLASSIFICATION GROUPS. LES ANGES INDIQUÉS SONT UNIQUEMENT POUR LE CLASSEMENT DES GROUPES. DER NEIGUNGSWINKEL DIEN NUR FÜR DIE KLASSIFIZIERUNG DER BEWERTUNGSGRUPPEN. LOS ÂNGULOS INDICADOS SE USAN SOLO PARA CLASIFICACION DE LOS GRUPOS.	


VARIAÇÕES DE TONALIDADE • VARIATION IN TONE • VARIATIONS DE TONALITÉ • FARBABWEICHUNGENN • VARIACIONES DE TONALIDAD



V1



V2



V3

UNIFORME • UNIFORM MÉDIA • MEDIUM ALEATÓRIA • RANDOM • ALEATOIRE • WARNUNG • ALEATORIA

Produto sem destonificação. As diferenças entre peças são mínimas.
Product without tone changes. Differences between tiles are minimum.
Produit sans detonification. Les différences entre les pièces sont minimales.
Gleichmässiges Erscheinungsbild. Minimale Unterschiede der Teile.
Producto sin destonificación. Las diferencias entre piezas son mínimas.

As diferenças entre peças são acentuadas. Quer a cor quer o desenho podem variar significativamente.
Differences between tiles are very clear. Both colour and design can differ significantly.
Les différences entre les pièces sont accentuées. Aussi bien la couleur comme le dessin, peuvent varier de façon assez importante.
Die Farbtöne unterscheiden sich zwar, sind sich jedoch ähnliche.
Las diferencias entre piezas son acentuadas. Tanto el color como el diseño pueden variar significativamente.

As diferenças entre peças são muito acentuadas. As peças podem apresentar cores totalmente diferentes umas das outras.
Differences between tiles are very clear. Tiles can present completely different colours from one to the other.
Les différences entre les pièces sont très accentuées. Les pièces peuvent présenter des couleurs totalement différentes les unes des autres.
Dezente Abweichungen. Deutliche Farbunterschiede.
La diferencia entre piezas es muy acentuada. Las piezas pueden presentar colores totalmente diferentes.

CEDAR CLASSIC DECK LUXOR MÁRMORES OAK SANDSTONE

BETON BRICK COTTO FORM LINEA LIVING MAPLE RUSTY SHABBY PAINTWOOD SLATE VINTAGE



MOSAICO P540 297,8X297,8 MM (30X30) JUNTA 3 MM
MOSAICO P536 297,8X297,8 MM (47X47) JUNTA 3 MM
MOSAICO P549 297,8X297,8 MM (22X22) JUNTA 3 MM
MOSAICO P543 297,8X297,8 MM (22X47) JUNTA 3 MM
MOSAICO P555 297,8X596,7 MM JUNTA 3,16 MM
CREMA MARFIL CARRARA TRAVERTINO SANDSTONE BETON RUSTY LIVING COTTO FORM MATRIX FORM SANDSTONE LIVING RUSTY MATRIX FORM SANDSTONE LIVING RUSTY MATRIX FORM SANDSTONE LIVING RUSTY MATRIX



fils pour joints. Il est recommandé d'attendre au moins 24 heures avant l'application de bitume. Les joints doivent être nettoyés et sans poussière. Un talochons en caoutchouc pour jointoyer doit être utilisé, faire pression sur le carreau avec mouvements va-et-vient, de façon à obtenir la disposition uniforme des joints.

Concernant les produits antidérapants, avant de les jointoyer, nous vous proposons, l'application d'un produit primarité pour éviter éventuelles taches et faciliter le nettoyage ultérieurement.

Immédiatement après l'application et le séchage des joints (environ 30 minutes), veuillez essuyer l'excédent avec un chiffon humide.

À la fin des travaux, un nettoyage de toute la surface pour éliminer traces de ciments, colles, joints et salissures doit être effectué.

Ne pas utiliser produits contenant de l'acide fluorhydrique celui-ci causant des dommages irréparables sur toutes types de céramiques.

FIN DES TRAVAUX:

Cas où les travaux ne sont pas encore terminés, il faut protéger toute la surface qui a été appliquée avec cartons ou sacs épais en plastique pour éviter rayures, coups ou éraflures.

Un travail n'est terminé que lorsque que celui-ci vous est remis.

ENTRETIEN ET CONSERVATION:

Le nettoyage quotidien des produits GRESART est simple avec l'utilisation d'eau et détergent commercial. Les taches enzymatiques (café, vin, graisse, etc.) doivent être enlevées avec un chiffon humide ou avec un détergent spécifique pour cet effet.

Utiliser avec prudence acides et autres produits chimiques concentrés. Suivez toujours soigneusement instructions du fabricant indiquées sur l'emballage.

GRESART – Cerâmica Industrial S.A., refuse toute responsabilité sur réclamations provenant de défauts structurels de construction ainsi que la non utilisation de matériaux déformables élastiques sur les joints structurels qui absorbent et permettent leur l'adaptation et dilatations des différents matériaux, pour raisons hydrothermales et mouvements normaux des bâtiments, murs ou plaques de support.

GRESART – Cerâmica Industrial S.A., refuse toute responsabilité sur réclamation provenant de défaut du matériel de collage ou des jointes de dilatation ainsi que l'application défectueuse ou incompatible selon les instructions du fabricant.

GRESART – Cerâmica Industrial S.A., refuse toute responsabilité ultérieure à son application concernant la qualité intrinsèque du produit.

Le choix, le mode d'emploi des outils et du matériel pour l'application ne sont pas de la responsabilité de GRESART. Cependant, nous vous recommandons de suivre les instructions, sachant que celles-ci peuvent différer d'opinion entre les professionnels d'application.

Le résultat final de l'application du produit GRESART dépend fortement du choix des professionnels capables d'effectuer avec les travaux avec professionnalisme et perfection.

Suite à son application, aucune réclamation n'est acceptée par GRESART.

APPLICATION, ENTRETIEN ET CONSERVATION

INTRODUCTION

Afin de préserver et profiter au maximum de la beauté ainsi que les caractéristiques des produits GRESART, voici quelques conseils utiles pour faire le meilleur choix, application, entretien et nettoyage.

RECOMMANDATIONS AVANT L'ACHAT:

Il est important que le choix des carreaux soit fait non seulement dû à son aspect mais aussi selon les caractéristiques techniques, qui doivent correspondre aussi aux exigences de l'endroit où sera effectuée l'application.

Concernant le calcul de la surface à appliquer, nous suggérons un rajout supplémentaire comme réserve (environ 10%) pour éventuels coupes, remplacements ou nouveaux ouvrages.

AVANT L'APPLICATION

a) Vérifier le produit: Avant de commencer l'application, veuillez certifier que la quantité existante est suffisante pour terminer les travaux, vérifiez correspondance du modèle choisi (référence), choix (qualité), lot (tonalité) ainsi que le calibre.

Nous conseillons l'utilisation mélangée des carreaux de différentes boîtes afin d'uniformiser la tonalité.

Suite à son application, aucune réclamation n'est acceptée par GRESART.

b) Lieu d'application: La surface sur laquelle seront appliqués les carreaux doit être totalement nivelée, nettoyée et plane. Cas où la surface soit soumise à l'humidité, il est recommandé son isolation avec produits appropriés, avant son application.

Si l'application est prévue sur d'autres carreaux déjà appliqués, assurez-vous que les carreaux émaillés sont lisses et non absorbants. Assurez-vous que le support ancien est bien appliqué, sans carreaux mal collés. S'il y a des carreaux mal collés, ceux qui ont un son creux doivent être enlevés et remplacés avec mortier colle. Sur cette surface, ne pas appliquer les carreaux avec un ciment traditionnel. Dans le cas de peintures, l'encre qui n'est pas adhérente doit être enlevée et effectuer des coupures sur la surface. Faire un bon lavage du support pour éliminer tout ce qui peut éventuellement nuire à l'adhérence de la colle utilisée. Nettoyer et laisser sécher.

c) Colle: Le type de colle à utiliser varie selon le carreau et de l'endroit d'application. Pour grés cérame, GRESART recommande l'utilisation de liant colle (ciment et résine).

Pour situations et conditions exceptionnelles ou pour planchers chauffants, le choix de la colle est plus spécifique.

Consulter un fabricant de colle pour d'informations supplémentaires.

Pour format pareil ou supérieur au format 40x40 cm et pour tout type de revêtement, l'application de la technique du double encollage est recommandée (application de colle sur le derrière du carreau et support), car, plus le format est grand, plus y aura tendance à développer une courbure (processus normal et selon limites fixés par les Normes Européennes), que peut empêcher le contact entre la colle et le carreau.

d) Joints: Il est essentiel pour l'application des carreaux l'utilisation de joints qui ont la fonction d'absorber possibles irrégularités, différences dimensionnelles, résultant des couches adhésives, le support et la structure.

Toujours prévoir la mise en place d'un joint périphérique avec 5-10 mm d'épaisseur au long des murs, des marches et des piliers. Si ces zones sont élevées, prévoir l'utilisation de joints de fractionnement, remplis avec des matériaux élastiques comme les profils de mastic ou produit approprié.

Pour garantir et faciliter la pose des carreaux de manière rectiligne, il est recommandé l'utilisation des croisillons ou

ANWENDUNG, INSTANDHALTUNG DIE REINIGUNG UND ERHALTUNG

EINLEITUNG

Um die Charakteristiken und Schoenheit der Produkte von GRESART zu erhalten, machen wir Ihnen einige Empfehlungen zur Anwendung, Saeuberung und Instandhaltung.

VORSICHT VOR DER BESTELLUNG

Es ist wichtig dass der Kunde das Produkt nicht nur wegen dem aesthetischen Wert, sondern auch wegen den technisch Charakteristiken auswaehlt, die sich an seine Notwendigkeiten anpassen muessen. Bei der Auswahl sollte man 10% dazu kalkulieren, vorsichtshalber, wegen der Schnitte, Ersatz oder Neubau.

VOR DER ANWENDUNG

a) Das Produkt kontrollieren: Das Produkt kontrollieren Bevor das Material eingesetzt wird, sollten Sie bestaetigen dass genuegend Material vorhanden ist um die Arbeit durchzufuehren, achten Sie darauf dass Sie die korrekte Materialien erhalten haben / siehe Referenznummer, dass die Qualitaeten und die Groesse stimmen. Es ist empfehlenswert die Mosaike von den verschiedenen Kisten alternativ zu nutzen, damit die Farben abgestimmt sind.

Wenn das Material schon aufgetragen ist uebernimmt Gresart keine Verantwortung in Bezug auf Reklamationen

b) Anwendungsort: Das Material sollte an einem Platz angewendet werden, welches sich auf einer Ebene befindet, sauber und nicht deformiert. Sollte es in der Zone Feuchtigkeit geben, sollte vor dem Einbau der Materialien Produkte angewendet werden um dies zu verhindern. Im Falle dass schon andere Materialien bestehen, sollten Sie darauf achten, dass z.B. falsch angepasste Mosaike eliminiert werden muessen und dass die neuen Materialien nicht mit dem traditionellen Zement angebracht werden koennen. Sollte es Farbe geben, muss die Tinte eliminiert werden. Es ist auf jeden Fall ganz wichtig dass alles gesaeubert werden muss, damit es keine Probleme beim Kleben gibt. Saeubern und trocken lassen.

c)Kleber: Der Kleber der genutzt wird, haengt absolut von dem Produkt und von der Flaechе die genutzt wird.

GRESART empfiehlt, Gres Porcelanic Kleber zu benutzen. Fuer extreme Situationen, wie z.B. Heizungsboeden sollten bestimmte Kleber genutzt werden. Es wird immer empfohlen sich vom Hersteller beraten zu lassen. Im Falle des Formats 40x40 sollte das Doppelkleben angewendet werden. Diese Technik wird empfohlen um Kurvatierungen zu vermeiden, so dass der Kontakt zwischen dem Material und dem Kleber reduziert wird.

d) Die Fugen: Ist für die Anwendung wesentlichen das Aufbringen des keramischen Material,die Dehnfungen deren Funktion um die Spannungen zu absorbieren die generiert wird zwischen Kleberschichten und die Tragstruktur.

Es muss immer eine fuge geben um dem Umfang von 5-10 mm um die Stärke von der fuge der Wand,Fusstreppe und Säulen. Wenn die betreffende Flächen erhöht ist,sollten sie es ebenfalls tun Fugen Fraktionierung, gefüllten mit elastischen Material.

Es wird empfohlen nach der Anwendung und nach dem die Fugen getrocknet sind *etwa 30 Minuten* der Ueberschuss gesaeubert wird mit einem feuchten Tuch.

Am Ende der Bauarbeiten sollte die gesamte Oberflaeche geputzt werden damit alle Zement und Kleberreste entfernt werden, wie auch andere Ueberschuesse im Allgemeinen.

Bitte benutzen Sie auf keinen Fall Produkte die fluorhaltige Saeure beinhalten, da diese Saeure die Keramik schaedigt.

Deve aguardar no mínimo 24 horas antes de efectuar a betumação. Não esquecer que as juntas têm que estar devidamente limpas e isentas de pó. Na operação de rejuntar, aconselhamos o uso de uma espátula de borracha, comprimindo-a contra o material em movimentos de ida e volta de forma a conseguir uma distribuição uniforme da junta. Caso se trate de materiais rugosos, aconselha-se, a aplicação de um produto primário, antes de Proceder à betumação, para evitar manchas e facilitar posteriormente a sua limpeza.

Recomenda-se, logo após a aplicação e secagem da junta de dilatação (cerca de 30 minutos), limpar o excesso com um pano húmido.

No final da obra, deve proceder-se à limpeza de toda a superfície, de forma a eliminar todos os resíduos de cimentos, colas, juntas e sujidades da obra em geral.

Nunca utilizar produtos que contenham ácido fluorídrico, já que este ácido ataca todo o tipo de cerâmica.

FINAL DA OBRA:

Uma obra não está acabada até ser entregue.

Caso ainda existam trabalhos a realizar no local, deve-se proteger todo o material aplicado com cartão ou plástico grosso, para evitar riscos, golpes ou abrasões.

LIMPEZA E MANUTENÇÃO:

A limpeza quotidiana de produtos cerâmicos gresart é simples, bastando utilizar um detergente comercial e água limpa. As manchas de cor (café, vinho, graxa, etc.) Devem ser imediatamente removidas com um pano húmido, caso contrário, podem necessitar da utilização de um detergente específico para as remover.

Usar com muita prudência ácidos e outros produtos químicos concentrados. Seguir sempre atentamente as instruções dos fabricantes indicadas nas embalagens.

A gresart – cerâmica industrial s.A., Declina a responsabilidade sobre reclamações que tenham origem em deficiências estruturais de construção tais como as que resultem da não utilização de materiais deformáveis elásticos nas juntas estruturais que permitam absorver e acomodar as contrações-dilatações dos diversos materiais por razões hidrotérmicas assim como os normais movimentos dos edifícios, das suas paredes ou placas de sustentação.

A gresart – cerâmica industrial s.A., Declina a responsabilidade sobre reclamações que tenham origem na falta de qualidade do material de colagem ou juntas de dilatação assim como na aplicação deficiente ou não consentânea com as indicações do fabricante.

Não se admitem qualquer tipo de reclamações no que toca à qualidade intrínseca do produto referentes a material já colocado.

A escolha e o modo de utilização de ferramentas e materiais de aplicação não são responsabilidade da gresart. Contudo, recomenda-se o seguimento das regras básicas acima descritas, devendo estas depender dos critérios estabelecidos pelos profissionais de colocação e assentamento.

O resultado final da aplicação do produto gresart depende muito da escolha de profissionais qualificados capazes de executar com profissionalismo e perfeição o assentamento.

As reclamações depois do material aplicado não são aceites pela gresart, s.A.

<p>the application of a primary product, prior to grouting, in order to avoid smearing and help the cleaning.</p>
<p>Immediately after the laying and drying of the joint (around 30 minutes), the exceeding must be cleaned with a damp rag.</p>
<p>At the end of the work should proceed to the cleaning of the entire surface in order to eliminate all traces of cements, adhesives, gaskets and soils the work in general.</p>
<p>Never use products containing hydrofluoric acid since this acid attacks all sorts of ceramics.</p>
<p>WORK TERMINAL FASE:</p>
<p>If there is remaining work to be done, all material must be duly protected with cardboards or plastic bags in order to prevent any scratches, cuts or abrasions.</p>
<p>Do not consider finished work until all is fully terminated.</p>
<p>CLEANING AND MAINTENANCE:</p>
<p>Daily cleaning of GRESART products is simple with regular detergent and water. Color stains (coffee, wine, grease, etc.) should be immediately removed with a damp cloth or you may use a specific detergent to remove them.</p>
<p>Use very carefully any acids and other concentrated chemicals and manufacturers instructions must be duly followed.</p>
<p>GRESART – Ceramica Industrial S.A. declines any responsibility over claims or complaints which based on structurally deficient construction such as the ones which may result of the nonuse of structural dilatation joint or the use of inadequate structural dilation joints which allow and tolerate normal contractions and dilatation of materials as well as the buildings normal movements, of their walls or structural floors.</p>
<p>GRESART – Ceramica Industrial S.A. declines any responsibility over claims or complaints originated on lack of quality of adhesives, grouting mortar, cement-glugе or dilatation joints as well as inadequate use as per from manufacturer instructions.</p>
<p>The selection of working tools and respective material are not GRESART’s responsibility. However, we recommend following basic rules described above, which final evolution will be at criteria established by professional placement and settlement.</p>
<p>The final result of application of GRESART’s products depends mainly from professionals criteria who should achieve the work with professionalism and perfection.</p>
<p>GRESART – Ceramica Industrial S.A. will not accept any claim following final laying.</p>

APLICAÇÃO, LIMPEZA E MANUTENÇÃO

INTRODUÇÃO

Para conservar e desfrutar ao máximo a beleza e as caraterísticas dos produtos gresart, propomos alguns conselhos úteis para a sua escolha, aplicação, limpeza e manutenção.

CUIDADOS A TER ANTES DE ENCOMENDAR

É importante que o cliente escolha o produto não só pelo valor estético, mas também, pelas suas caraterísticas técnicas, que se devem adequar às exigências do local onde este vai ser aplicado. No cálculo da área a aplicar, sugere-se a inclusão de uma percentagem adicional como reserva (aproximadamente 10%), para os cortes, possíveis substituições ou novas obras.

ANTES DO ASSENTAMENTO

a) Conferir o produto: antes de iniciar a aplicação do material, deverá confirmar se existe material suficiente para completar a obra, verifique se o mesmo corresponde ao modelo pretendido (referência), à escolha (qualidade), ao lote (tonalidade) e calibre desejado.

Aconselha-se a utilização, alternada, de mosaicos retirados de várias caixas de forma a uniformizar a tonalidade do produto colocado.

As reclamações depois do material aplicado não são aceites pela gresart.

b) O local de aplicação: a superfície onde vai aplicar o material deve estar completamente nivelada, limpa e ineforável. No caso da área estar exposta à humidade, recomenda-se o seu isolamento, com produtos adequados, antes da aplicação do material.

Caso a aplicação seja sobre outro material já existente, não se esqueça que as peças vidradas são muito lisas e nada absorventes. Deve garantir que o suporte anterior esteja bem aplicado e sem mosaicos mal cotados. Caso existam, deve eliminar as peças que soem a oco reconstruindo o suporte com argamassa. Sobre a sua superfície não é possível a aplicação de peças novas com um cimento cola tradicional. Caso se trate de pintura, eliminar a tinta que não esteja aderente e proceda a alguns cortes na superfície de modo a exponenciar a superfície de contacto. Em qualquer dos casos, deverá lavar bem o suporte para eliminar tudo o que dificulte a aderência da cola a utilizar. Limpar e deixar secar.

c) A cola: o tipo de cola a utilizar depende muito do tipo de produto e do local a aplicar. A gresart recomenda para a aplicação do grés porcelânico uma cola de ligantes mistos (cimento e resina). Para situações e condições extremas ou no caso de pavimentos aquecidos, recomenda-se a escolha de uma cola específica.

Em qualquer caso, sugerimos sempre a consulta de um fabricante de colas para mais informações.

No caso de formatos de dimensões iguais ou superiores a 40x40 cm e para qualquer formato de revestimento, recomenda-se a aplicação da técnica de dupla colagem (aplicação de cola no tardoz da peça e no suporte), pois quanto maior for o formato da peça, maior a tendência para esta apresentar curvatura (própria do processo de fabrico e dentro dos limites previstos nas normas europeias), diminuindo a superfície de contacto entre a cola e a peça.

d) As juntas: é essencial na aplicação do material cerâmico, a junta de dilatação cuja função é absorver as tensões geradas entre peças, as camadas adesivas, o suporte e a estrutura.

Deve sempre estabelecer uma junta perimetral com 5-10 mm de espessura junto a paredes, degraus e pilares. Quando as áreas em questão são elevadas, devem prever-se igualmente juntas de fracionamento, preenchidas com materiais elásticos do tipo mástique ou perfis adequados. Recomenda-se a utilização de cruzetas ou fio para juntas, para facilitar e permitir um bom alinhamento das peças.

INSTALLATION, CLEANING AND MAINTENANCE

INTRODUCTION

In order to preserve and enjoy the beauty and characteristics of GRESART products, we propose some tips for the best solution, achievement, cleaning and maintenance.

RECOMMANDATIONS BEFORE BUYING:

It is important that customers choose the product not only for aesthetic value, but also, by their technical characteristics which should suit the requirements of respective area where this will be applied.

When calculating the needed area quantity, we suggest that an additional percentage of approximately 10 % should be included for spare tile for cutting, replacements or future renovation works.

PRIOR TO LAYING:

a) Checking the material: Before starting applying the material, you should confirm whether there is enough material to finish the work and make sure of requested item (reference), choice (quality), shade and calibre.

We suggest the appliance made with pieces from several different boxes in order to get a uniform appearance.

GRESART will not accept any claim following final lay.

b) Laying area: The surface where the material will be applied must be duly levelled, cleaned and plane. If the area is exposed to moisture, we recommend its isolation with appropriate products, prior to application of the material.

If the laying will be done upon existing tiles, don’t forget that these pieces are glazed, smooth and non absorbent. Ensure that the support is well above applied and there are no tiles deficiently glued. If there are, you must take out the pieces with a hollows sound and support with mortar. On these situations, do not lay with traditional cement glue. In case of painting, remove the ink which is not sticky and do some cutting on the surface. Should wash the support in order to remove anything that may difficult the adhesion of the glue that will be used. Clean and let it dry.

c) Glue: The glue type to use depends mainly on the type of product and the location to be applied. GRESART recommends the application of Glazed Porcelain with glue mixed with binders (cement and resin). For extreme conditions or situations and in case of heating floors, it is recommended to choose a specific adhesive.

Therefore, we suggest consulting a manufacturer of adhesives for more information.

For sizes equal or bigger than 40x40 cm and for any wall tile, we recommend the laying technique of "double glue" (glue application on masonry part and support). When the piece gets bigger, there is a tendency to present a curvature (due to the manufacturing process and within the limits defined by European standards) which may reduce the contact surface between the glue and the ceramic tiles.

d) Joints: It’s essential in the application of ceramic materials, the expansion joint, whose function is to absorb the tensions generated between parts, adhesive layers, support and structures.

You should always establish a perimeter gasket with a thickness of 5-10mm along the walls, steps and pillars. If these specific areas are higher, cracking joints must be used, filled with elastic materials like mastic for example.

We recommend the use of crosspieces or joint wire in order to help and ensure the proper alignment of the parts.

You should wait at least 24 hours before the grouting operation. Joints must be completely clean and free of dust. During the grouting operation, we recommend a rubber spatula must be used, pressing it against the material, with a moving "back and forth" in order to get a uniform distribution of the joint. Regarding anti-skid materials, we suggest,

APLICACIÓN, LIMPIEZA Y MANTENIMIENTO

INTRODUCCIÓN

Para conservar y aprovechar al máximo la belleza y las características de los productos GRESART, proponemos algunos consejos útiles a su disposición, implementación, mantenimiento y limpieza.

ATENCIÓN ANTES DE ELEGIR EL PRODUCTO:

Es importante que el cliente elija el producto no sólo por el valor estético, sino también por sus características técnicas, que deben adaptarse a los requisitos de donde este se aplicará.

En el cálculo del área para aplicar sugerir la inclusión de un porcentaje adicional como reserva (aproximadamente 10%) para los cortes, sustituciones posibles u obras nuevas.

ANTES DE LA CONCILIACIÓN:

a) Comprobar el producto: Antes de iniciar la colocación del material, deberá verificar si hay material suficiente para completar la obra, asegúrese de que coincide con el modelo (referencia), la calidad elegida, el lote y el tamaño deseado.

Es aconsejable colocar las piezas alternativamente de varias cajas con el fin de uniformar el tono del producto colocado.

Las reclamaciones después de que el material esté colocado no son aceptadas por GRESART.

b) Lugar de aplicación: La superficie donde se va a colocar el material debe estar completamente nivelada, limpia y rígida. En caso de que la zona esté expuesta a la humedad, se recomienda su aislamiento con productos apropiados, antes de la aplicación del material.

Si la aplicación se hace sobre otras piezas de cerámica ya existentes, recuerde que las piezas vitrificadas son muy lisas y nada absorbentes. Debe asegurarse de que el soporte anterior está esté bien aplicado y sin piezas mal pegadas. Si no, tendrá que eliminar las piezas que suenen a hueco reconstruyendo el soporte con mortero. En su superficie no es posible aplicar las nuevas piezas con unas pastas de cemento tradicionales. En caso de pintura, eliminar la tinta que esté adherida y proceda a hacer algunos cortes en la superficie de contacto. En cualquier caso, se debe lavar bien el soporte para eliminar cualquier cosa que impide la adherencia de la cola utilizada. Limpiar y dejar secar.

c) La Cola: El tipo de adhesivo a utilizar depende en gran medida del tipo de producto y el sitio donde se va a aplicar. GRESART recomienda para la aplicación de Gres Porcelánico una cola de mezclado con aglutinantes (cemento y resina). Para condiciones o situaciones extremas y en caso de suelos de calefacción, se recomienda elegir un adhesivo específico.

En cualquier caso, siempre sugerimos consultar a un fabricante de adhesivos para más información.

En el caso de formatos de dimensiones igual o superior a 40x40 cm y para cualquier revestimiento, se recomienda la aplicación de la técnica de doble encolado (encolando tanto la pieza cerámica como el soporte donde se colocará), porque cuanto mayor sea la pieza, mayor es la tendencia a presentar esta curvatura (proceso de fabricación propia y dentro de los límites establecidos por las Normas Europeas), lo que reduce la superficie de contacto entre el adhesivo y la pieza.

d) Las Juntas: Es esencial en la aplicación del material de cerámica, la junta de expansión, cuya función es absorber la tensión generada entre las piezas, capas adhesivas, y la estructura de soporte.

Siempre se debe establecer una junta perimetral con 5-10 mm de espesor a lo largo de las paredes, escaleras y pi-

lares. Cuando las zonas en cuestión son elevadas, se deben de dejar juntas de dilatación y rellenarlas con materiales elásticos como masilla o perfiles adecuados.

Se recomienda el uso de crucetas para juntas facilitando y permitiendo una buena alineación de las piezas. Debe esperar al menos 24 horas antes de realizar el rejuntado. No olvide que las juntas deben estar completamente limpias y libres de polvo. En la operación de rejuntado, se recomienda utilizar una espátula de goma, presionándola contra el material con movimientos hacia atrás y adelante con el fin de lograr una distribución uniforme de la junta.

En el caso de materiales rugosos, sugerimos la aplicación de un producto primario antes de la lechada, para evitar manchas y facilitar la limpieza posterior. Se recomienda inmediatamente después de la aplicación y el secado de la junta de expansión (aproximadamente 30 minutos), limpiar el exceso con un paño húmedo.

Al final de la obra debe proceder a la limpieza de toda la superficie con el fin de eliminar todos los rastros de cementos, adhesivos, juntas y los suelos de la obra en general.

Nunca use productos que contengan ácido fluorhídrico ya que este ácido ataca todo tipo de cerámica.

FIN DE LOS TRABAJOS:

Una obra no está terminada hasta que se entrega.

Si todavía queda trabajo por hacer en el local, debe proteger todo el material aplicado con plástico grueso o cartón para evitar arañazos, golpes o abrasiones.

LIMPIEZA Y MANTENIMIENTO:

La limpieza diaria de GRESART productos de cerámica es simple, sólo tiene que utilizar un detergente comercial y agua. Las manchas de color (café, vino, grasa, etc.) Deben ser limpiadas inmediatamente con un paño húmedo, de lo contrario puede requerir el uso de un detergente específico para eliminarlos.

Usar con gran precaución ácidos y otros productos químicos concentrados. Siga siempre las instrucciones del fabricante cuidadosamente indicadas en el envase.

GRESART - Cerámica Industrial SA, declina toda responsabilidad por las reclamaciones que se originan por las deficiencias estructurales de la construcción como las que resultan de la no utilización de productos elásticos (deformables) en juntas estructurales que absorben y acomodan la expansión-contracción de los diversos materiales por razones hidrotérmicas así como los movimientos normales de los edificios, paredes o placas de soporte.

GRESART - Cerámica Industrial SA, declina toda responsabilidad por las reclamaciones que se originen por la falta de calidad de los materiales de las juntas o gomas, así como la aplicación deficiente o no acorde con las instrucciones del fabricante. No se admitirá ninguna queja con respecto a la calidad intrínseca del producto referente al material ya colocado.

La elección y la forma de uso de herramientas y materiales de aplicación no son de GRESART responsabilidad. Sin embargo, recomendamos seguir las reglas básicas descritas anteriormente, que debería depender de los criterios establecidos por la profesional colocación y asentamiento.

El resultado final de la aplicación del producto GRESART depende en gran medida de la elección de profesionales cualificados para trabajar con profesionalidad y perfección en el asentamiento.

Las quejas después de que el material ha sido colocado no serán aceptadas por Gresart, SA.

EN 14411:2012

		Grés Porcelánico Vidrado Glazed Porcelain Tiles Grès Cérame Émaillé Feinsteinzeug Glasiert Grés Porcelánico	Grés Vidrado Glazed Tiles Grès Émaillé Feinsteinzeug Glasiert Grés Esmaltado	Revestimiento Monoporosa Single Fired Wall Tiles Faïences Monocouison Weisscherbige Recubrimiento Poroso										
	Características Técnicas Technical Data Caractéristiques Techniques Technische Daten Datos Técnicos	Norma de Ensaio Test Norm Norme du Test Testnormen Norma de Prueba	Anexo • Annex Annexe • Anhang	Grupo • Group Groupe • Gruppe	G	Anexo • Annex Annexe • Anhang	Grupo • Group Groupe • Gruppe	I	Bill	Anexo • Annex Annexe • Anhang	Grupo • Group Groupe • Gruppe	K	Bill	
					BIA			BIIA					BIII	
	Comprimento e Largura Length and Width Longueur et Largeur Länge und Breite Longitud y Anchura			± 0,6 %			± 0,6 %				± 0,5 %			Garantido Guaranted Garanti Gewährleistet Garantizado
	Espeççura Thickness Épaisseur Dichte Grosor			± 5 %			± 5 %				± 10 %			Garantido Guaranted Garanti Gewährleistet Garantizado
	Rectilínearidade das Arestas Edge Warpages Rectitude des Arêtes Geradlinigkeit der Kanten Rectitud de los Bordos	EN ISO 10545-2		± 0,5 %			± 0,5 %				± 0,3 %			Garantido Guaranted Garanti Gewährleistet Garantizado
	Medida da Ortogonalidade Rectangularity Angularité Rechtwinkligkeit der Kanten Grado de Ortogonalidad			± 0,5 %			± 0,5 %				± 0,5 %			Garantido Guaranted Garanti Gewährleistet Garantizado
	Medida da Planaridade Surface Flateness Planéité de la Superficie Ebenflächigkeit Medición de Planaridad			± 0,5 %			± 0,5 %				± 0,5 %			Garantido Guaranted Garanti Gewährleistet Garantizado
	Absorção de Água Water Absorption Absorption D'eau Wasseraufnahme Absorción de Agua	EN ISO 10545-3		E ≤ 0,5%			3% < E < 6%				E ≥ 10%			Garantido Guaranted Garanti Gewährleistet Garantizado
	Resistência à Flexão Breaking Strength Résistance à la Flexion Biegefestigkeit Resistencia a la Flexión		Módulo de Rutura Modulus of Rupture Bruchmodul Módulo de Rotura	EN ISO 10545-4		≥ 35 N/mm2		≥ 22 N/mm2			≥ 12 N/mm2			Garantido Guaranted Garanti Gewährleistet Garantizado
	Resistência a la Flexión		Força de Rutura Breaking Strength Force de Rupture Bruchfestigkeit Resistencia a la Rotura			≥ 1300 N		≥ 1000 N			≥ 600 N			Garantido Guaranted Garanti Gewährleistet Garantizado
	Resistência à Abrasão Resistance to Abrasion Résistance à L'abrasion Abnutzungsbeständigkeit Resistencia a la Abrasion	EN ISO 10545-7		Segundo os Valores do Fabricante According to Manufacter Requirements Selon les Valeurs du Fabricant Gemäss der Werte des Herstellers Según los Valores del Fabricante			Segundo os Valores do Fabricante According to Manufacter Requirements Selon les Valeurs du Fabricant Gemäss der Werte des Herstellers Según los Valores del Fabricante				—			Indicação na Tabela de Preços Indication on Price List Indication sur la Liste de Prix Hinweis auf der Preisliste Indicación en la Tabla de Precios
	Resistência ao Fendilhamento Cracking Resistance Résistance aux Trésaillures Abnutzungsbeständigkeit Resistencia a lo Agrietado	EN ISO 10545-11		Exigido Required Exigée Gefordert Exigido			Exigido Required Exigée Gefordert Exigido				Exigido Required Exigée Gefordert Exigido			Garantido Guaranted Garanti Gewährleistet Garantizado
	Resistência ao Gelo Frost Resistance Résistance au Gel Frostbeständigkeit Resistencia al Hielo	EN ISO 10545-12		Exigido Required Exigée Gefordert Exigido			Exigido Required Exigée Gefordert Exigido				—			Garantido Guaranted Garanti Gewährleistet Garantizado
	Resistência aos Ácidos e Bases Resistance against Acids and Bases Résistance aux Acides et Bases Beständigkeit Gegen Säuren u Laugen Resistencia a los Ácidos y Bases	EN ISO 10545-13		Segundo os Valores do Fabricante According to Manufacter Requirements Selon les Valeurs du Fabricant Gemäss der Werte des Herstellers Según los Valores del Fabricante			Segundo os Valores do Fabricante According to Manufacter Requirements Selon les Valeurs du Fabricant Gemäss der Werte des Herstellers Según los Valores del Fabricante							Mínimo: GLB Minimum: GLB Minimum: GLB Minimum: GLB
	Resistência aos Produtos de Limpeza Domesticos Resistance to Household Cleaning Products Résistance aux Produits Ménagers de Nettoyage Beständigkeit Gegen Haushaltsprodukte Resistencia a los Productos de Limpieza Domésticos			Mínimo: GB Minimum: GB Minimum: GB Minimum: GB			Mínimo: GB Minimum: GB Minimum: GB Minimum: GB							Garantido Guaranted Garanti Gewährleistet Garantizado
	Resistência às Manchas Staining Resistance Résistance aux Taches Beständigkeit Gegen Flecken Resistencia a las Manchas	EN ISO 10545-14		Mínimo: Classe 3 Minimum: Classe 3 Minimum: Klasse 3 Mínimo: Classe 3			Mínimo: Classe 3 Minimum: Classe 3 Minimum: Klasse 3 Mínimo: Classe 3							Garantido Guaranted Garanti Gewährleistet Garantizado

RESISTÊNCIA À ABRASÃO • ABRASION RESISTANCE • RÉSISTANCE À LÁBRASION • ABRIEBFESTIGKEIT • RESISTENCIA À LA ABRASIÓN

PEI 1	Pavimentos sujeitos a tráfego ligeiro, aplicados em ambientes protegidos de agentes abrasivos e cortantes, tipo areias e gravilhas. Aplicações: Quarto de dormir e banhos privados. Floors subject to light traffic and protected from abrasive and scratching agents such as sand, gravel, etc. These floor tiles may be used in bedrooms or bathrooms of private dwellings.
PEI 2	Pavimentos sujeitos a tráfego médio/leve em ambientes protegidos de agentes abrasivos e cortantes, tipo areias e gravilhas. Aplicações: todas as divisões de habitação particular, excepto em cozinhas e corredores. Floors exposed to medium-light traffic and protected from abrasive and scratching agents such as sand, gravel, etc. In general, these floor tiles may be used in private houses, except kitchens and halls.
PEI 3	Pavimentos sujeitos a tráfego médio, aplicados em ambientes protegidos de agentes abrasivos e cortantes, tipo areias e gravilhas. Aplicações: todas as divisões de habitações particulares, incluindo a cozinha, suites de hotéis, quartos de hospital, etc. Floors exposed to medium traffic and protected from abrasive and scratching agents such as sand, gravel, etc. These floor tiles are ideal for any part of the house, including the kitchen, hotel-rooms with relative facilities, hospital-rooms, etc.
PEI 4	Pavimentos sujeitos a tráfego médio/intenso, podendo ser aplicados em ambientes com acesso directo ao exterior. Aplicações: terraços, restaurantes, hotéis, escritórios, hospitais, etc. Floors exposed to medium-heavy traffic and not protected from abrasive and scratching agents such as sand, gravel, or have direct access to the outdoor. These floor tiles are ideal for terraces and public spaces with a medium-level use, such as restaurants, hotels, offices, hospitals, etc.
PEI 5	Pavimentos sujeitos a tráfego intenso, colocados em ambientes não protegidos de agentes abrasivos e cortantes, tipo areias e gravilhas e com acesso ao exterior. Aplicações: Locais públicos, como bares, restaurantes, hotéis, lojas, escolas, escritórios, hospitais, etc. Floors exposed to heavy traffic in rooms which are subject to abrasive and scratching agents such as sand or gravel, or have direct access to the exterior. These floor tiles are ideal for public places such as restaurants, hotels, shops, schools, offices, hospitals, etc.

FORMAS DE APLICAÇÃO • TILING INSTRUCTIONS • FAÇONS DES POSE • VERLEFUNGSGARTEN • INSTRUCCIONES DE APLICACIÓN

APLICAÇÃO EM CONTRA FIADA NÃO RECOMENDADA A MAIS DE 1/3 DA PEÇA.

IT'S NOT RECOMMENDED LAYING THE PIECES MORE THAN 1/3 OF THE LENGTH OF THE TILE.

POSE CONSEILLÉE AVEC UN DÉCALAGE ENTRE CHAQUE CARREAU NON SUPÉRIEUR À 1/3 DE LA LONGUEUR DU CARREAU MÊME.

BEI EINER VERSETZTEN VERLEGUNG EMPFEHLEN WIR 2/3 (ZWEIDRITTEL) VERBANDVERLEGUNG.

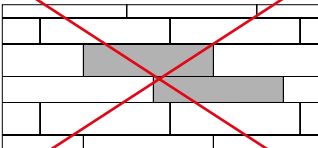
NO ES RECOMENDADO APLICAR LAS PIEZAS A MÁS DE 1/3 DE DISTANCIA ENTRE ELLOS.

Correcto / Correct



1/3 Peça • Piece • Carreaux

Incorrecto / Incorrect



1/2 Peça • Piece • Carreaux

G R E S A R T® ■
C E R Â M I C A

GRESART - CERÂMICA INDUSTRIAL S.A.
APARTADO 39 - EC DE OLIVEIRA DO BAIRRO | 3770-954 OLIVEIRA DO BAIRRO | PORTUGAL
TEL. +351 234 740 200 | FAX. +351 234 747 462
GRESART@GRESART.COM | WWW.GRESART.COM

Cofinanciado por:



G R E S
A R T® 
C E R Á M I C A